



**OMGE**<sup>®</sup>

**SISTEMI SCORREVOLI**  
*SLIDING SYSTEMS*

**per applicazioni tecnico-industriali**  
*for technical-industrial applications*





**OMGE**®

**SISTEMI SCORREVOLI**  
*SLIDING SYSTEMS*

**per applicazioni tecnico-industriali**  
*for technical-industrial applications*

## AZIENDA

Tutti i prodotti contraddistinti dal marchio **OMGE** sono il risultato di una costante ricerca rispondente alle più esigenti aspettative dei mercati di guide scorrevoli per cassetti e sistemi scorrevoli per porta e mobile.

Questa ricerca si concretizza in una vasta gamma di modelli con caratteristiche atte a garantire alta qualità e praticità d'utilizzo.

Grazie alla lunga esperienza nella lavorazione dei metalli ed alla condivisione delle linee di sviluppo con i clienti, la **OMGE SpA** ha saputo approfondire i propri sforzi in diverse direzioni sempre alla ricerca di nuove espressioni nel campo delle guide per cassetti e dei sistemi scorrevoli per porta e mobile.

Le potenzialità progettuali e gli impianti a disposizione rendono l'azienda flessibile, dinamica e orientata verso le nuove tendenze del mercato, nella politica aziendale di attenzione alla funzionalità che da sempre caratterizza la **OMGE SpA**.

Fedele alle proprie tradizioni l'azienda continua sulla strada a suo tempo tracciata, nella convinzione che le guide ed i componenti per sistemi scorrevoli non debbano essere semplici accessori ma meccanismi fondamentali espressione della propria funzionalità e qualità.

## COMPANY

All **OMGE** products are the result of a steady research of the most demanding expectations in the market concerning drawer runners and sliding systems for door.

The research results in a wide range of products whose characteristics are a guarantee of high quality and easiness of use.

Thanks to the long experience in metalworking and to the constant sharing of ideas and trends with customers, the company **OMGE SpA** has been able to address the efforts in different directions always searching for new forms and expressions in the field of drawer runners and sliding systems.

The planning potential and the technical equipment allow the company to be flexible, dynamic and oriented towards new trends, in the business policy of great attention to functionality which, since the beginning, has been characterizing **OMGE SpA**.

Faithful to the tradition the company is still going the way already mapped out, convinced that drawer runners and components for sliding systems should not be just accessories but precise functional mechanisms to be used where quality and efficiency are required.



# CERTIFICAZIONE

**OMGE SpA** è un'azienda con un sistema di gestione della qualità certificato ed in conformità alla normativa UNI EN ISO 9001:2008.

Il sistema di gestione della qualità permette di assicurare nel tempo il livello qualitativo dei prodotti e di perseguire la politica aziendale di attenzione alla clientela che da sempre contraddistingue la **OMGE SpA**.

# CERTIFICATION

**OMGE SpA** is a company with a certified quality management system which complies with the regulations UNI EN ISO 9001:2008.

The quality management system allows the company to assure the high quality of the products and to pursue the business policy of great attention to customers which has been always characterizing **OMGE SpA**.





## INDICE / INDEX

<b>INDICE ANALITICO / ANALYTICAL INDEX</b> .....	8
<b>PEKO 1300-1301 / POL 530-531</b> .....	13
PEKO .....	14
POL .....	16
<b>ROLL-GE 10</b> .....	19
<b>ROLL-GE 150</b> .....	29
<b>ROLL-GE 20</b> .....	39
<b>ROLL-GE 50</b> .....	55
<b>ROLL-GE APO</b> .....	67
<b>ROLL-GE 250</b> .....	77
<b>ARTICOLI VARI / MISCELLANEOUS</b> .....	87
730-731 .....	88
Accessori per serramenti / Accessories for doors and windows .....	89
Accessori per ante scorrevoli / Accessories for sliding doors .....	91
Accessori per vetrine / Accessories for showcases .....	93

# INDICE ANALITICO

## ANALYTICAL INDEX

<b>Articolo / Article</b>	<b>Pag.</b>	<b>Articolo / Article</b>	<b>Pag.</b>	<b>Articolo / Article</b>	<b>Pag.</b>
Art.3.....	24	Art.42.....	49	Art.88.....	35/49
Art.4.....	24	Art.43.....	51	Art.96.....	45
Art.6.....	24	Art.44.....	44	Art.98.....	34/45
Art.7.....	24	Art.45.....	44	Art.100.....	89
Art.8.....	24	Art.46.....	33	Art.101.....	89
Art.10.....	24	Art.47.....	33	Art.102.....	89
Art.12.....	25	Art.48.....	34/45	Art.103.....	89
Art.13.....	26	Art.50.....	61	Art.104.....	90
Art.14.....	26	Art.52.....	61	Art.105.....	90
Art.15.....	26	Art.53.....	61	Art.106.....	91
Art.16.....	24	Art.55.....	64	Art.108.....	91
Art.17.....	25	Art.56.....	63/74	Art.112.....	91
Art.18.....	25	Art.57.....	62/73	Art.113.....	91
Art.19.....	24	Art.58.....	63	Art.118.....	90
Art.20.....	44	Art.59.....	63	Art.119.....	92
Art.22.....	44	Art.60.....	63/74	Art.123.....	25
Art.23.....	44	Art.61.....	63/73	Art.124.....	92
Art.24.....	50	Art.62.....	64/74	Art.125.....	24
Art.25.....	49	Art.63.....	64/75/83	Art.126.....	27
Art.26.....	49	Art.65.....	64/74	Art.129.....	25
Art.27.....	33	Art.69.....	84	Art.134.....	49
Art.28.....	33	Art.70.....	84	Art.135.....	35/49
Art.29.....	27	Art.73.....	84	Art.146.....	27
Art.30.....	44	Art.74.....	64/74/83	Art.150.....	33
Art.33.....	25	Art.76.....	64	Art.152.....	34
Art.34.....	50	Art.77.....	84	Art.153.....	34
Art.35.....	50	Art.78.....	62	Art.154.....	34
Art.36.....	34/45	Art.79.....	62	Art.155.....	35
Art.37.....	34/45	Art.81.....	83	Art.156.....	33
Art.38.....	45	Art.84.....	45	Art.157.....	33
Art.39.....	50	Art.85.....	46	Art.158.....	34
Art.40.....	46	Art.86.....	46	Art.159.....	34
Art.41.....	46	Art.87.....	46	Art.160.....	34

Art.161.....	36	Art.269.....	82	Art.483.....	94
Art.162.....	36	Art.271.....	44	Art.514.....	94
Art.163.....	35	Art.273.....	61	Art.515.....	94
Art.164.....	35	Art.280.....	44	Art.516.....	94
Art.165.....	33	Art.282.....	44	Art.517.....	94
Art.166.....	33	Art.284.....	71	Art.518.....	94
Art.171.....	35	Art.285.....	44	Art.519.....	94
Art.172.....	35	Art.286.....	44	Art.520.....	94
Art.174.....	37	Art.290.....	44	Art.530.000.51.....	17
Art.175.....	36	Art.291.....	51/65	Art.530.007.61.....	17
Art.178.....	26	Art.302.....	27/36	Art.530.009.61.....	17
Art.180.....	24	Art.303.....	27/36	Art.530.010.61.....	17
Art.191.....	51	Art.304.....	27	Art.530.012.61.....	17
Art.192.....	51	Art.310.....	92	Art.530.014.61.....	17
Art.198.....	89/90/91	Art.314.....	92	Art.530.015.61.....	17
Art.207.....	26/36/92	Art.316.....	92	Art.530.017.61.....	17
Art.208.....	92	Art.320.....	92	Art.530.018.61.....	17
Art.211.....	89/91	Art.408.....	93	Art.530.020.61.....	17
Art.212.....	89/91	Art.409.....	94	Art.530.021.61.....	17
Art.221.....	89/90/91	Art.428.....	93	Art.530.023.61.....	17
Art.225.....	88/92	Art.429.....	93	Art.530.025.61.....	17
Art.226.....	88/92	Art.431.....	93	Art.530.026.61.....	17
Art.230.....	88/90/91	Art.432.....	93	Art.530.028.61.....	17
Art.232.....	88/90/91	Art.451.....	95	Art.530.029.61.....	17
Art.239.....	51	Art.452.....	95	Art.530.031.61.....	17
Art.248.....	80	Art.453.....	95	Art.530.033.61.....	17
Art.250.....	80	Art.454.....	95	Art.531.007.61.....	17
Art.252.....	80	Art.455.....	95	Art.531.009.61.....	17
Art.253.....	80	Art.456.....	95	Art.531.010.61.....	17
Art.255.....	83	Art.459.....	95	Art.531.012.61.....	17
Art.257.....	82	Art.460.....	95	Art.531.014.61.....	17
Art.258.....	82	Art.461.....	95	Art.531.015.61.....	17
Art.259.....	82	Art.462.....	95	Art.531.017.61.....	17
Art.261.....	81	Art.463.....	93	Art.531.018.61.....	17
Art.262.....	81	Art.464.....	93	Art.531.020.61.....	17
Art.263.....	81	Art.465.....	93	Art.531.021.61.....	17
Art.264.....	85	Art.466.....	93	Art.531.023.61.....	17
Art.268.....	83	Art.482.....	94	Art.531.025.61.....	17

Art.531.026.61 .....	17	Art.1040 .....	46	Art.1228 .....	33
Art.531.028.61 .....	17	Art.1042 .....	26	Art.1232 .....	25
Art.531.029.61 .....	17	Art.1057 .....	72	Art.1233 .....	47
Art.531.031.61 .....	17	Art.1058 .....	72	Art.1234 .....	35
Art.531.033.61 .....	17	Art.1060 .....	82	Art.1235 .....	33
Art.582 .....	51	Art.1069 .....	48	Art.1236 .....	34/45
Art.583 .....	51	Art.1078 .....	72	Art.1237 .....	33
Art.584 .....	64/74	Art.1079 .....	73	Art.1238 .....	34
Art.585 .....	64/75/83	Art.1081 .....	48	Art.1239 .....	34
Art.586 .....	84	Art.1082 .....	94	Art.1240 .....	46
Art.587 .....	84	Art.1086 .....	47	Art.1243 .....	34
Art.588 .....	64	Art.1090 .....	71	Art.1245 .....	47
Art.589 .....	84	Art.1091 .....	71	Art.1246 .....	46
Art.590 .....	51	Art.1106 .....	49	Art.1247 .....	25
Art.591 .....	64/74	Art.1107 .....	26	Art.1248 .....	25
Art.592 .....	84	Art.1109 .....	47	Art.1249 .....	25
Art.600 .....	62	Art.1110 .....	90	Art.1250 .....	24
Art.601 .....	62	Art.1125 .....	94	Art.1255 .....	89
Art.602 .....	73	Art.1143 .....	80	Art.1257 .....	63/74/82
Art.603 .....	62	Art.1161 .....	45	Art.1271 .....	83
Art.604 .....	62	Art.1166 .....	63	Art.1272 .....	61
Art.605 .....	73	Art.1170 .....	45	Art.1273 .....	61
Art.606 .....	62	Art.1172 .....	93	Art.1280 .....	71
Art.730 .....	88	Art.1176 .....	24	Art.1281 .....	71
Art.731 .....	88	Art.1178 .....	93	Art.1284 .....	45
Art.900 .....	48	Art.1179 .....	94	Art.1285 .....	46
Art.901 .....	48	Art.1180 .....	93	Art.1286 .....	46
Art.902 .....	25	Art.1181 .....	94	Art.1287 .....	46
Art.903 .....	25	Art.1183 .....	94	Art.1290 .....	72
Art.909 .....	48	Art.1188 .....	93	Art.1291 .....	72
Art.924 .....	50	Art.1189 .....	61	Art.1293 .....	50
Art.925 .....	50	Art.1190 .....	61	Art.1296 .....	51
Art.950 .....	61	Art.1199 .....	24	Art.1297 .....	64/75
Art.955 .....	64	Art.1222 .....	44	Art.1298 .....	84
Art.1026 .....	24	Art.1223 .....	44	Art.1300.000.51 .....	15
Art.1027 .....	24	Art.1224 .....	48	Art.1300.009.61 .....	15
Art.1028 .....	45	Art.1226 .....	34/45	Art.1300.010.61 .....	15
Art.1039 .....	46	Art.1227 .....	33	Art.1300.012.61 .....	15

Art.1300.014.61.....	15	Art.1392.....	47
Art.1300.015.61.....	15	Art.1393.....	80
Art.1300.017.61.....	15	Art.1915.....	49
Art.1300.018.61.....	15	Art.1916.....	49
Art.1300.020.61.....	15	Art.2023.01.....	52
Art.1300.021.61.....	15	Art.2023.03.....	52
Art.1300.023.61.....	15	Art.2023.10.....	53
Art.1300.025.61.....	15	Art.2023.13.....	52
Art.1300.026.61.....	15	Art.2023.15.....	53
Art.1300.028.61.....	15	Art.2023.17.....	53
Art.1300.029.61.....	15	Art.2023.45.....	53
Art.1300.031.61.....	15	Art.2023.46.....	53
Art.1300.033.61.....	15	Art.2023.53.....	52
Art.1301.009.61.....	15	Art.2023.68.....	53
Art.1301.010.61.....	15	Art.2041.....	95
Art.1301.012.61.....	15	Art.2045.100.00.....	95
Art.1301.014.61.....	15	Art.4400.....	27/37/51
Art.1301.015.61.....	15	Art.4401.....	51/65/75
Art.1301.017.61.....	15	Art.4402.....	65/75
Art.1301.018.61.....	15	Art.4403.....	85
Art.1301.020.61.....	15	Art.5012.....	46
Art.1301.021.61.....	15	Art.5013.....	47
Art.1301.023.61.....	15	Art.5026.....	25
Art.1301.025.61.....	15	Art.5027.....	25
Art.1301.026.61.....	15		
Art.1301.028.61.....	15		
Art.1301.029.61.....	15		
Art.1301.031.61.....	15		
Art.1301.033.61.....	15		
Art.1332.....	89		
Art.1333.....	90		
Art.1335.....	48		
Art.1336.....	48		
Art.1353.....	48		
Art.1362.....	73		
Art.1363.....	26		
Art.1368.....	62		
Art.1383.....	81		







## GUIDE SCORREVOLI/SLIDING GEARS

# PEKO 1300-1301 POL 530-531

**PEKO** e **POL** sono due sistemi scorrevoli per porte di legno o metallo nei quali lo scorrimento è dato dall'utilizzo di guide a sfere. La guida **PEKO** è realizzata in acciaio trafilato mentre la guida **POL** è in acciaio profilato. Entrambi i sistemi sono disponibili sia nella versione con sfere in acciaio che in quella con sfere in delrin che garantiscono uno scorrimento facile ed estremamente silenzioso.

L'utilizzo delle guide scorrevoli permette uno scorrimento di precisione, frizionato ed allo stesso tempo morbido e lineare, garantendo la massima resistenza all'usura.

**PEKO** e **POL** includono accessori intercambiabili sia per fissaggio del binario in orizzontale che in verticale.

La varietà di portata dei due sistemi consente l'utilizzo per applicazioni medie e pesanti a carattere commerciale/domestico, e per applicazioni industriali leggere.

**PEKO** and **POL** are two sliding systems for wooden or metal doors where the sliding results from the use of ball bearing runners. **PEKO** runner is made of cold-drawn steel and **POL** runner is made of roll formed steel. Both systems are available either with steel balls or with delrin balls that guarantee indeed a silent and smooth sliding.

The use of the sliding runners enables a precision performance, with a light friction and at the same time fluid and easy, to guarantee the maximum resistance to the use.

**PEKO** and **POL** include interchangeable accessories for the horizontal and vertical rail fixing.

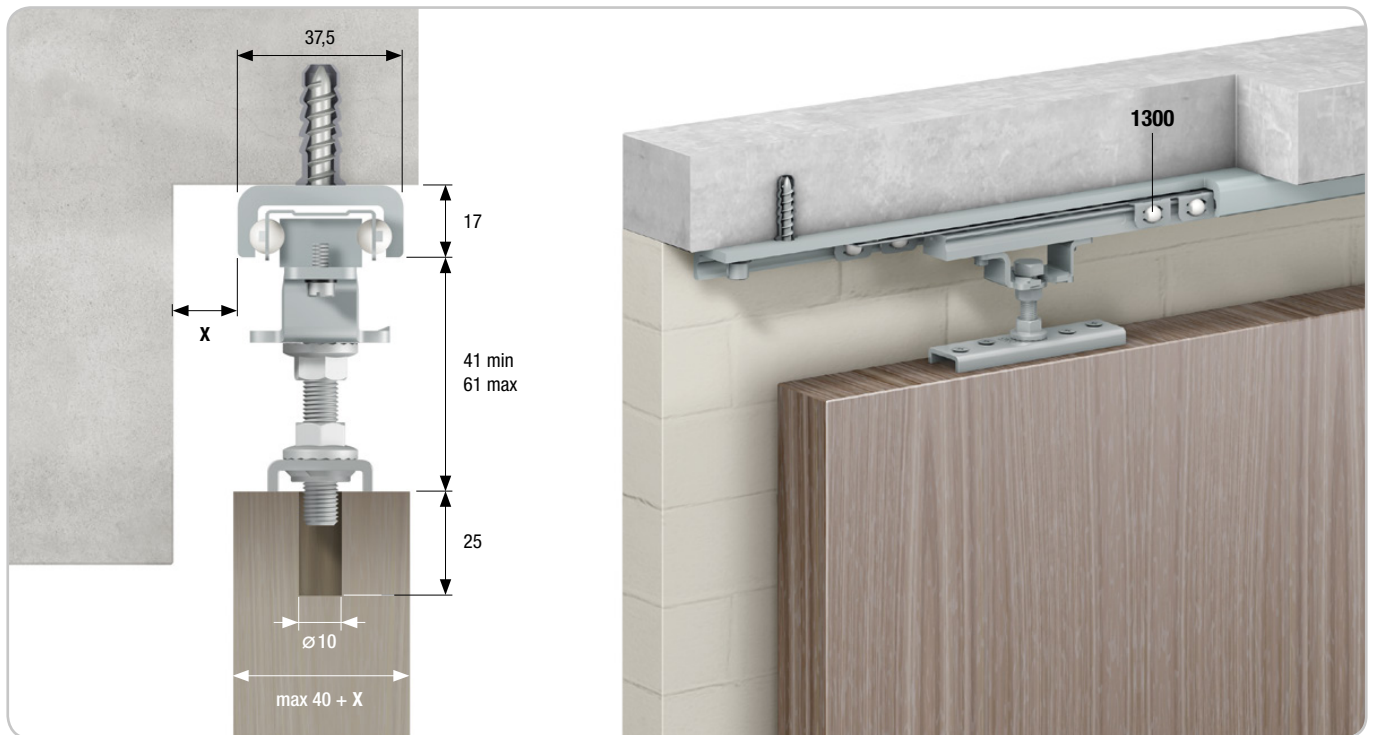
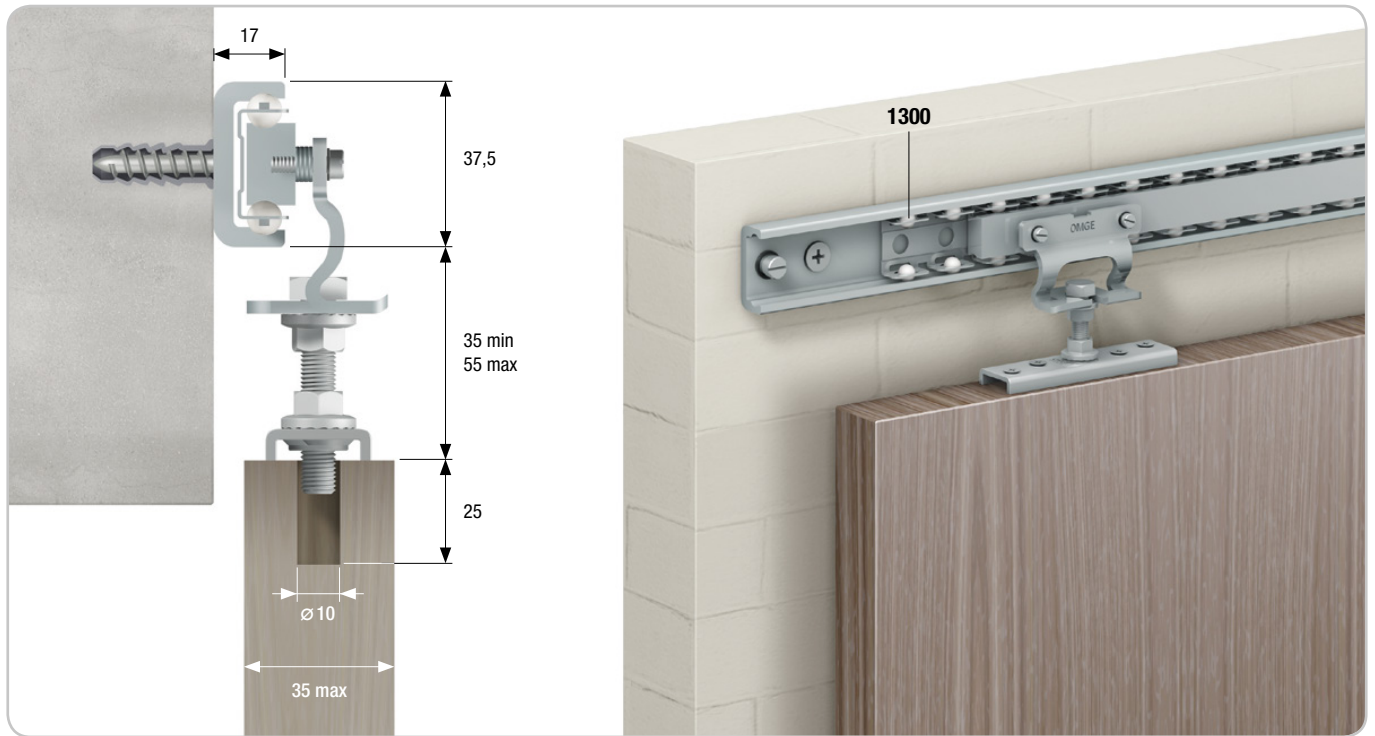
The range of carrying capacity of the two systems enable the use for middle and heavy interior/commercial applications and for light industrial applications.

### PORTATA

#### CARRYING CAPACITY

<b>PEKO 1300</b> con sfere in delrin / with delrin balls	<b>150 kg</b>
<b>PEKO 1301</b> con sfere in acciaio / with steel balls	<b>180 kg</b>
<b>POL 530</b> con sfere in acciaio / with steel balls	<b>60 kg</b>
<b>POL 531</b> con sfere in delrin / with delrin balls	<b>40 kg</b>

**PEKO** | ESEMPI DI APPLICAZIONE / EXAMPLES OF APPLICATION



**SERIE PEKO 1300** | **150 kg** portata / carrying capacity

Guida in acciaio trafilato con sfere in delrin.  
Cold drawn steel slide with delrin balls.

**SERIE PEKO 1301** | **180 kg** portata / carrying capacity

Guida in acciaio trafilato con sfere in acciaio.  
Cold drawn steel slide with steel balls.


**CONFEZIONE ACCESSORI**  
**SET OF ACCESSORIES**

# PEKO

**1300.000.51**

**Staffa fiss. parete**  
 Face fixing bracket

**2 pz. / pcs**


**Staffa fiss. soffitto**  
 Ceiling fixing bracket

**2 pz. / pcs**

**Piastra sospensione**  
 Suspension plate



**2 pz. / pcs**

**Guida a pavimento**  
 Bottom guide

**1 pz. / pc**

**Set viti**  
 Set of screws

**1 set**
**BINARIO**  
**TRACK**

# PEKO

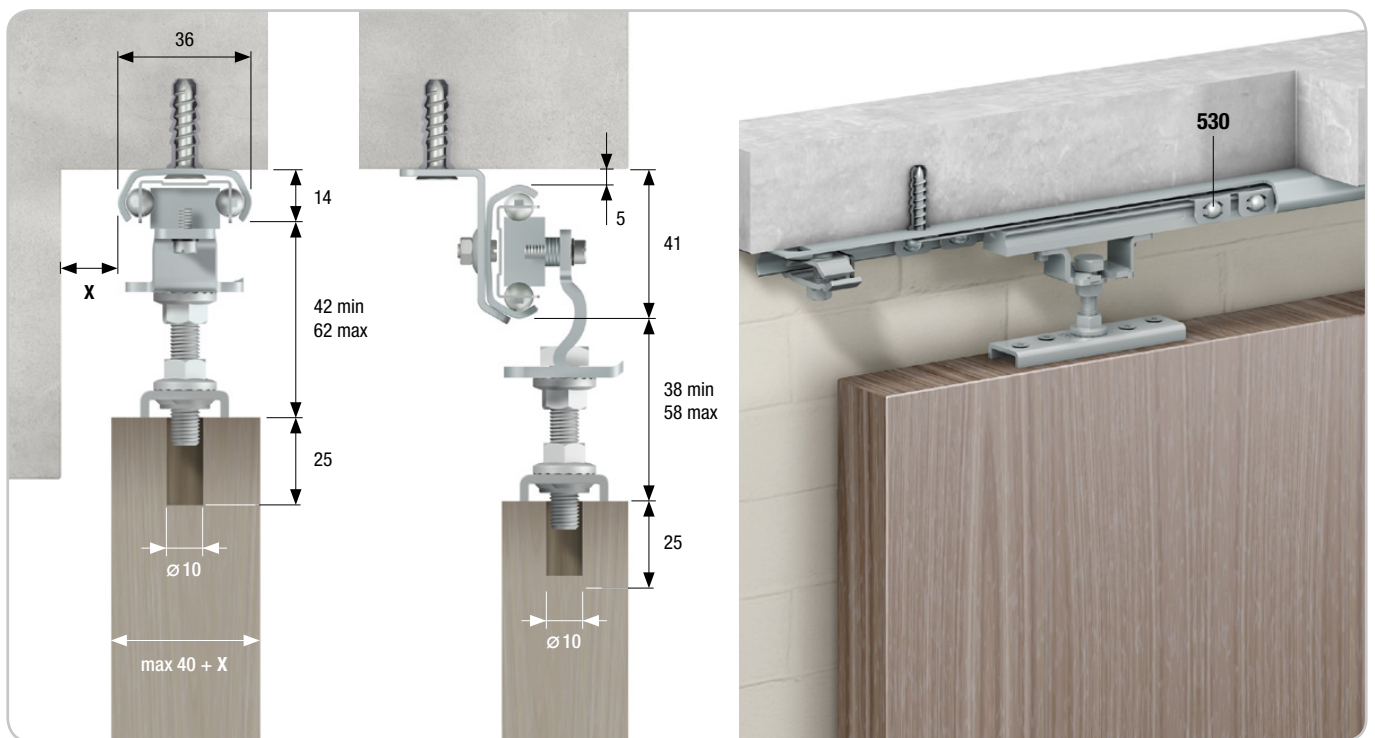
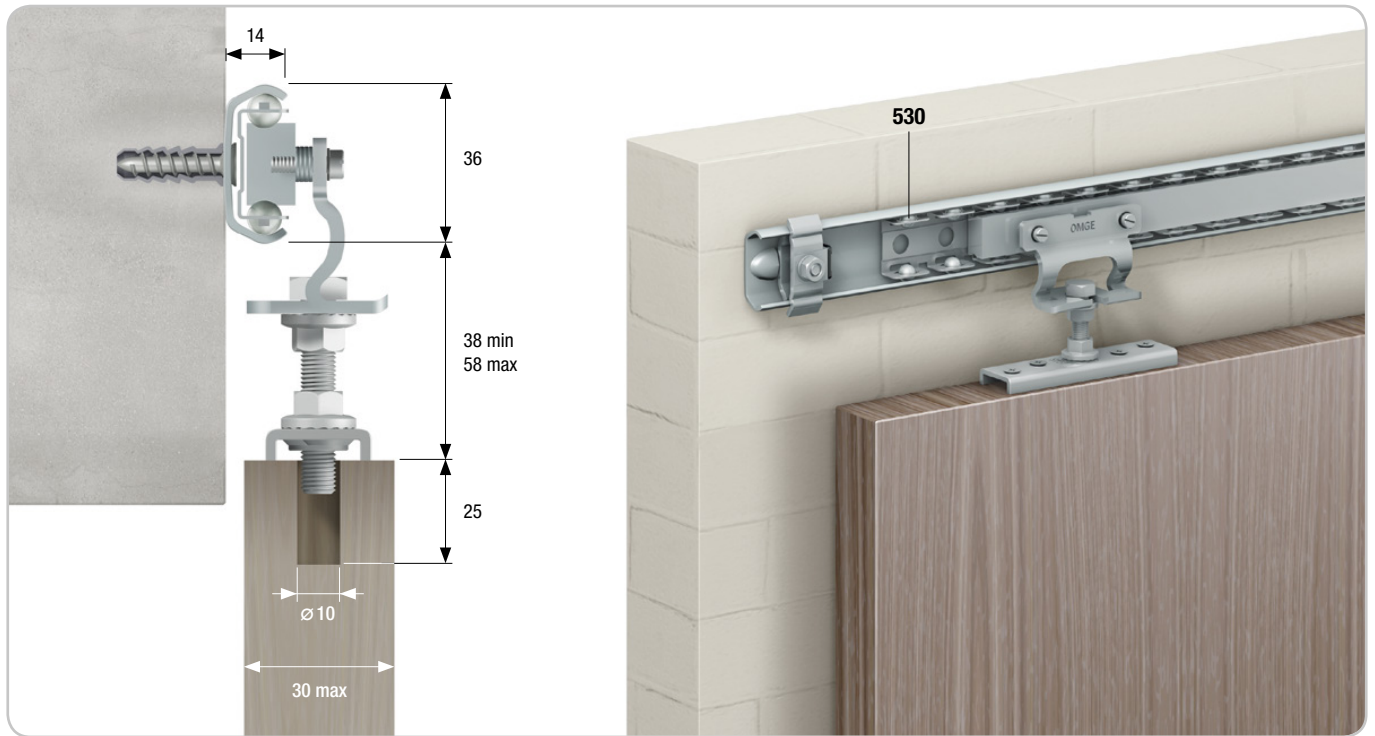
Larghezza porta Door width	Lunghezza binario Track length	 Sfere in delrin Delrin balls	 Sfere in acciaio Steel balls
41 - 50 cm	90,5 cm	1300.009.61	1301.009.61
51 - 60 cm	108,5 cm	1300.010.61	1301.010.61
61 - 70 cm	126,5 cm	1300.012.61	1301.012.61
71 - 80 cm	142,5 cm	1300.014.61	1301.014.61
81 - 90 cm	157,5 cm	1300.015.61	1301.015.61
91 - 100 cm	172,5 cm	1300.017.61	1301.017.61
101 - 110 cm	188,5 cm	1300.018.61	1301.018.61
111 - 120 cm	203,5 cm	1300.020.61	1301.020.61
121 - 130 cm	218,5 cm	1300.021.61	1301.021.61
131 - 140 cm	235,5 cm	1300.023.61	1301.023.61
141 - 150 cm	250,5 cm	1300.025.61	1301.025.61
151 - 160 cm	265,5 cm	1300.026.61	1301.026.61
161 - 170 cm	283,5 cm	1300.028.61	1301.028.61
171 - 180 cm	299,5 cm	1300.029.61	1301.029.61
181 - 190 cm	318,5 cm	1300.031.61	1301.031.61
191 - 200 cm	333,5 cm	1300.033.61	1301.033.61



Per la realizzazione di una porta scorrevole ordinare il binario nella lunghezza desiderata e la confezione di accessori. La confezione di accessori contiene le staffe sia per il fissaggio a parete che a soffitto.

To make a sliding door please order the track in the required length and the set of accessories. The set of accessories contains either the face fixing brackets or the ceiling fixing brackets.

**POL** | ESEMPI DI APPLICAZIONE / EXAMPLES OF APPLICATION






**SERIE POL 530** | **60 kg** portata / carrying capacity

Guida in acciaio profilato con sfere in acciaio.  
Cold roll formed steel slide with steel balls.

**SERIE POL 531** | **40 kg** portata / carrying capacity

Guida in acciaio profilato con sfere in delrin.  
Cold roll formed steel slide with delrin balls.

**CONFEZIONE ACCESSORI**  
SET OF ACCESSORIES**POL****530.000.51**Staffa fiss. parete  
Face fixing bracket**2 pz. / pcs**Staffa fiss. soffitto  
Soffit fixing bracket**2 pz. / pcs**Supporto fiss. soffitto  
Ceiling fixing support**3 pz. / pcs**Piastra sospensione  
Suspension plate**2 pz. / pcs**Guida a pavimento  
Bottom guide**1 pz. / pc**Set viti  
Set of screws**1 set****BINARIO**  
TRACK**POL**

Larghezza porta Door width	Lunghezza binario Track length	 Sfere in acciaio Steel balls	 Sfere in delrin Delrin balls
31 - 40 cm	74,5 cm	530.007.61	531.007.61
41 - 50 cm	90,5 cm	530.009.61	531.009.61
51 - 60 cm	108,5 cm	530.010.61	531.010.61
61 - 70 cm	126,5 cm	530.012.61	531.012.61
71 - 80 cm	142,5 cm	530.014.61	531.014.61
81 - 90 cm	157,5 cm	530.015.61	531.015.61
91 - 100 cm	172,5 cm	530.017.61	531.017.61
101 - 110 cm	188,5 cm	530.018.61	531.018.61
111 - 120 cm	203,5 cm	530.020.61	531.020.61
121 - 130 cm	218,5 cm	530.021.61	531.021.61
131 - 140 cm	235,5 cm	530.023.61	531.023.61
141 - 150 cm	250,5 cm	530.025.61	531.025.61
151 - 160 cm	265,5 cm	530.026.61	531.026.61
161 - 170 cm	283,5 cm	530.028.61	531.028.61
171 - 180 cm	299,5 cm	530.029.61	531.029.61
181 - 190 cm	318,5 cm	530.031.61	531.031.61
191 - 200 cm	333,5 cm	530.033.61	531.033.61



Per la realizzazione di una porta scorrevole ordinare il binario nella lunghezza desiderata e la confezione di accessori. La confezione di accessori contiene le staffe sia per il fissaggio a parete che a soffitto.

To make a sliding door please order the track in the required length and the set of accessories. The set of accessories contains either the face fixing brackets or the ceiling fixing brackets.







# ROLL-GE 10

La serie **ROLL-GE 10** comprende una gamma di accessori per la realizzazione di sistemi scorrevoli e pieghevoli che trovano utilizzo in differenti settori.

Mobili che prevedano l'uso di ante leggere in metallo, legno o truciolare, porte leggere scorrevoli e pieghevoli sia a libro che fisarmonica. Alcuni accessori sono inoltre particolarmente indicati per la realizzazione di gazebo, tende o coperture scorrevoli.

I carrelli della serie **ROLL-GE 10** sono tutti realizzati con ruote a completa corona di sfere ed il binario è disponibile sia in acciaio che in alluminio. La possibilità di abbinare il binario di alluminio a carrelli con ruote in delrin o nylon permette la realizzazione di sistemi con scorrimento fluido e silenzioso.

The series **ROLL-GE 10** includes a wide range of accessories for sliding and folding systems used for different types of application.

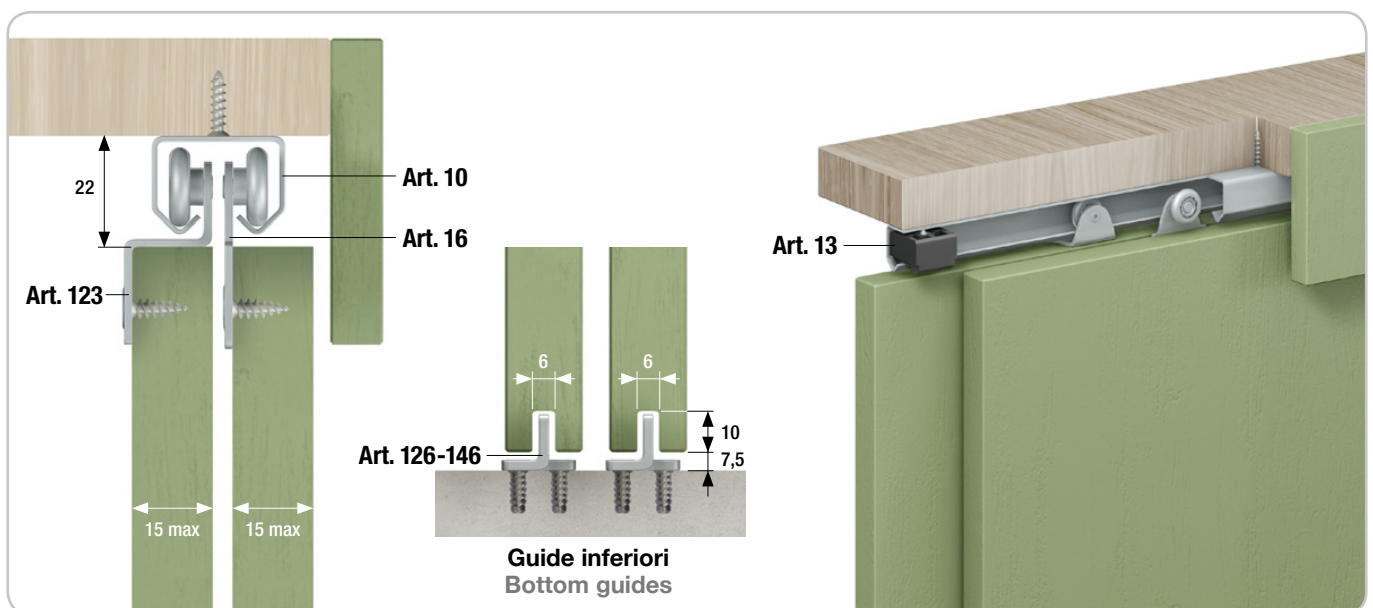
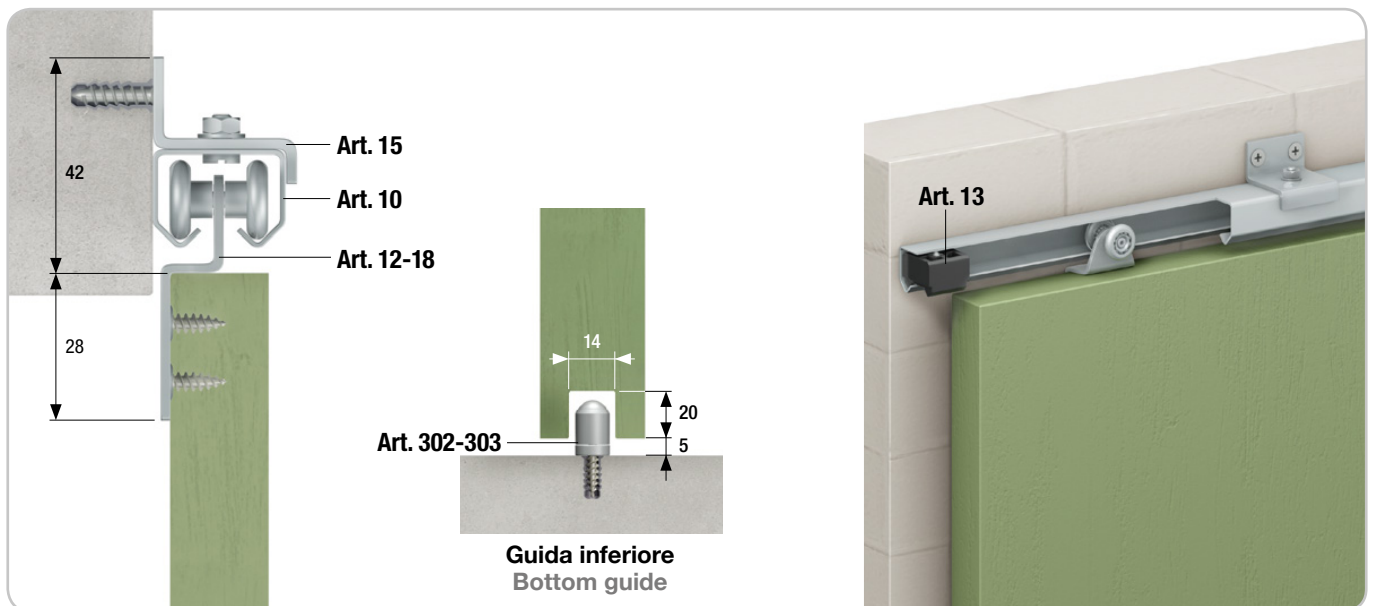
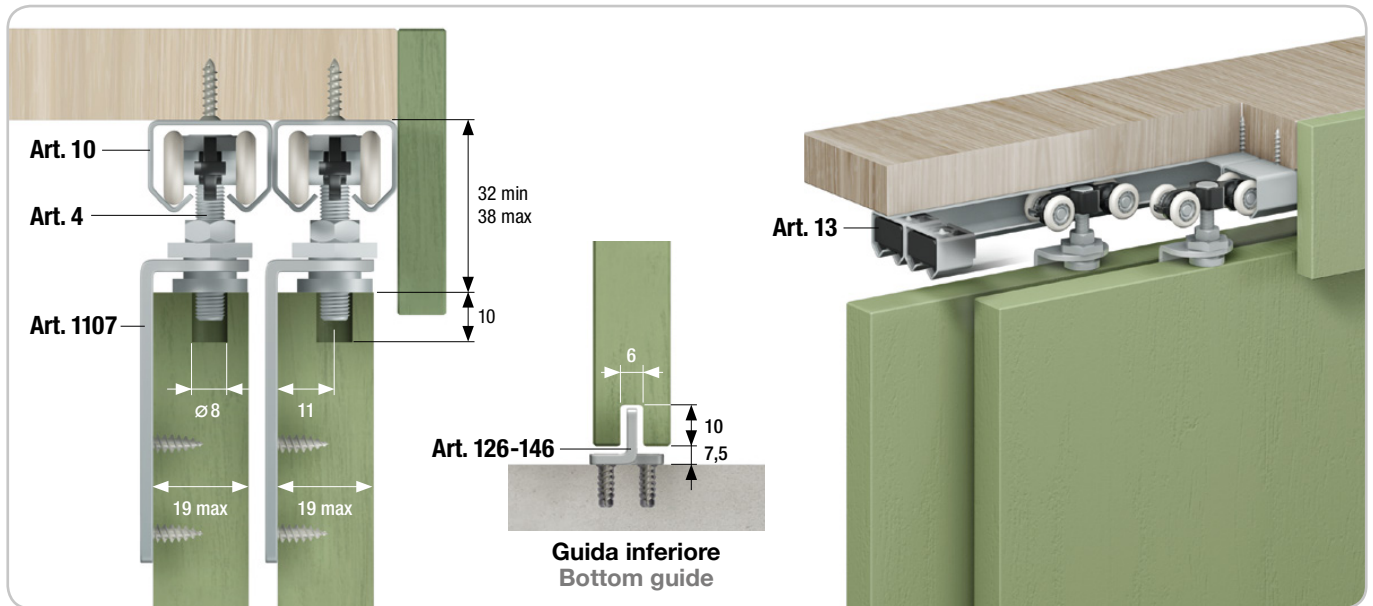
Furniture with lightweight hatches of metal, wood or chipboard, sliding or end-centrefolding light doors. Some accessories are also particularly suitable for the construction of gazebos, curtains and sliding covers.

All the rollers of the series **ROLL-GE 10** have ball bearing wheels and the track is available either made of steel or aluminium. The possibility to combine the aluminium track to the rollers with delrin or nylon wheels allows a smooth and quiet sliding.

## **PORTATA** CARRYING CAPACITY

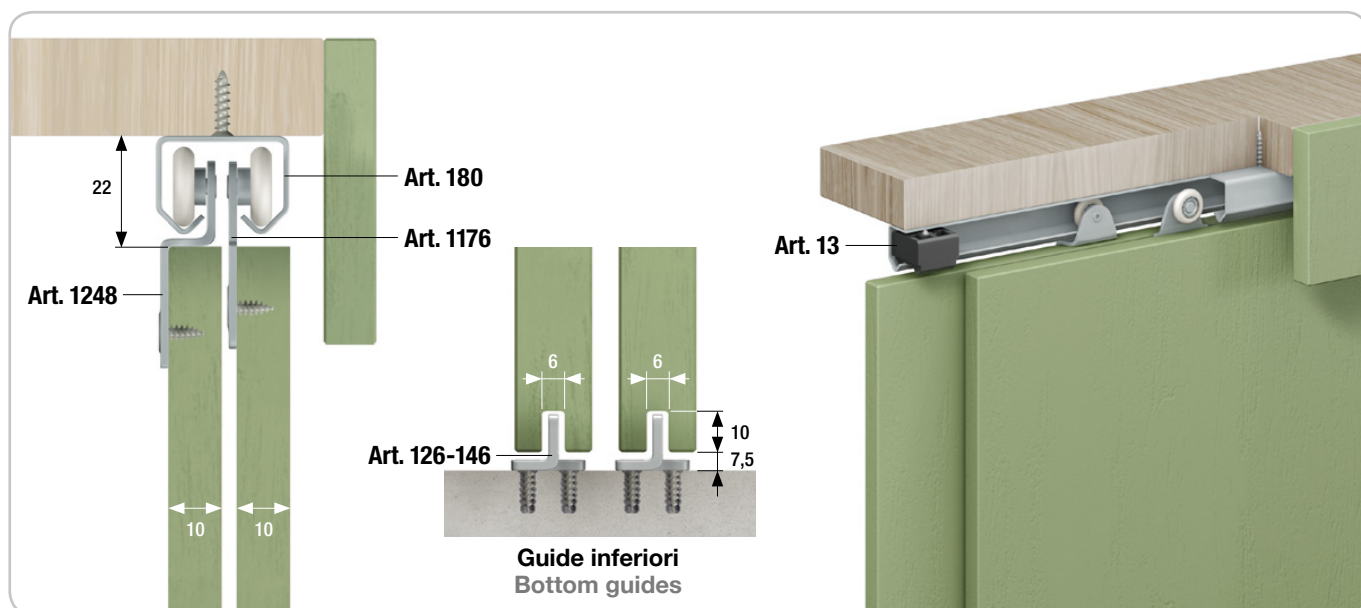
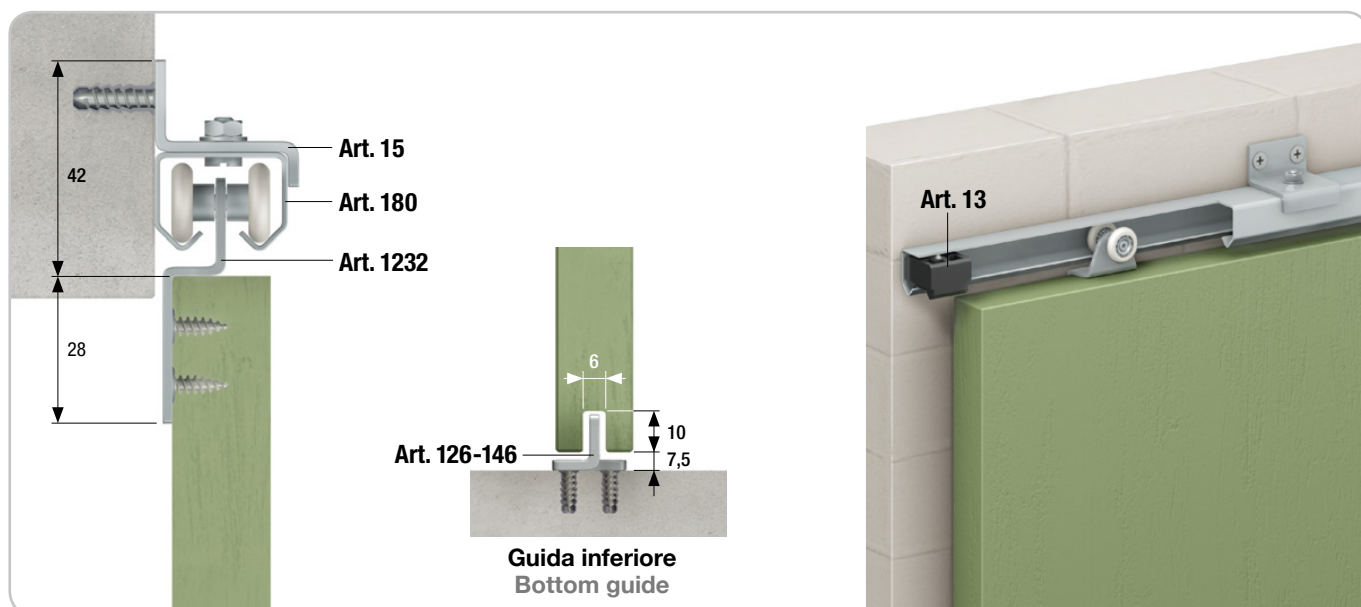
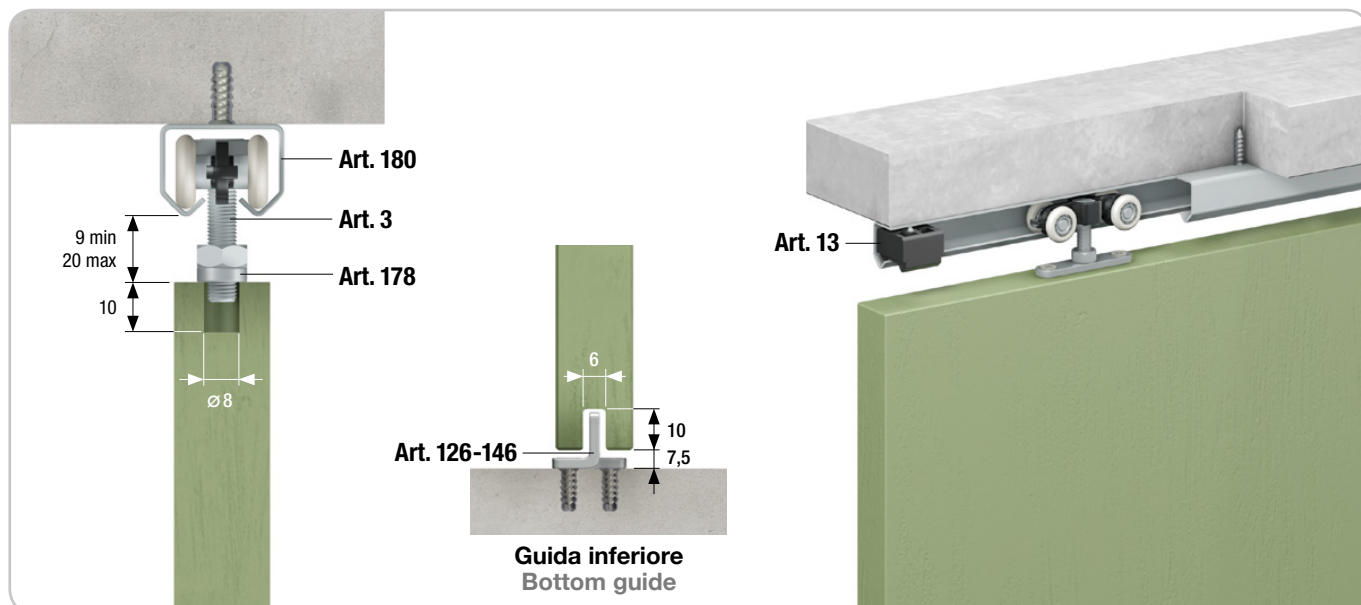
<b>Binario in acciaio</b> Steel track	<b>25 kg</b>
<b>Binario in alluminio</b> Aluminium track	<b>25 kg</b>

**ESEMPI DI APPLICAZIONE CON BINARIO IN ACCIAIO / EXAMPLES OF APPLICATION WITH STEEL TRACK**





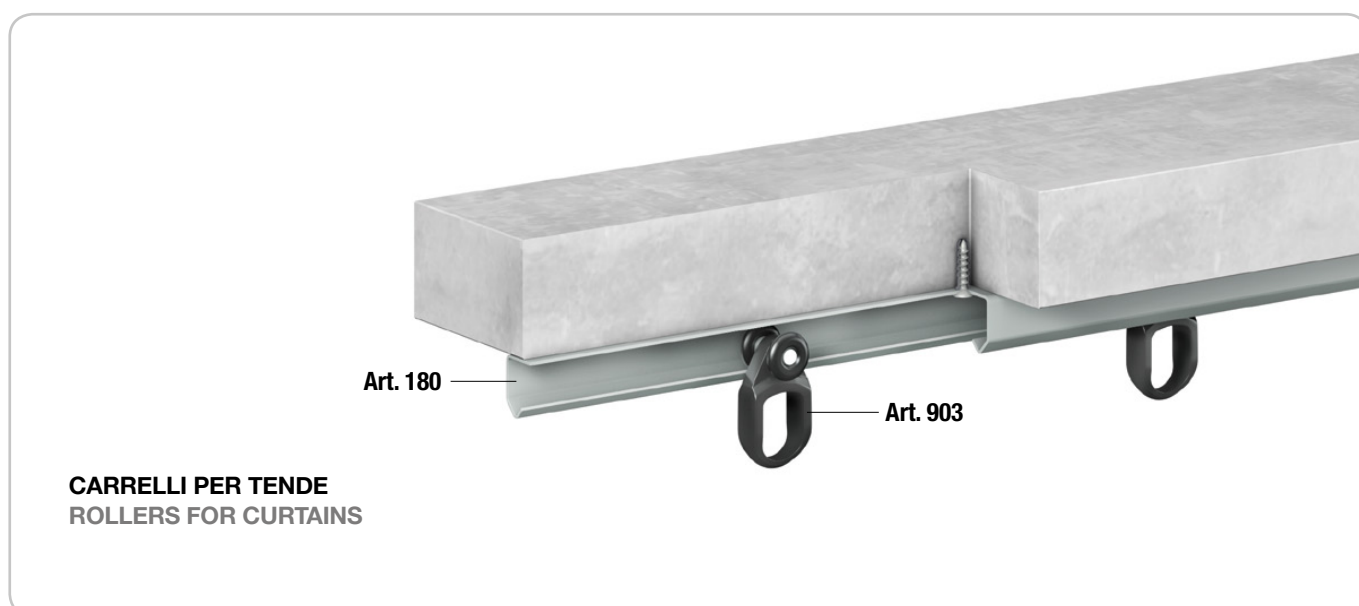
ESEMPI DI APPLICAZIONE CON BINARIO IN ALLUMINIO / EXAMPLES OF APPLICATION WITH ALUMINIUM TRACK



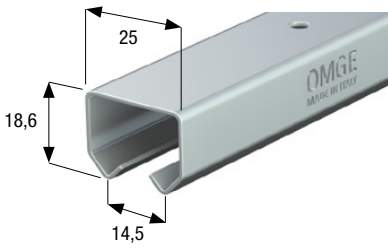
**ESEMPI DI APPLICAZIONI PER PORTE PIEGHEVOLI / EXAMPLES OF APPLICATIONS FOR FOLDING DOORS**



ESEMPI DI APPLICAZIONI VARIE / EXAMPLES OF DIFFERENT APPLICATIONS







**Art. 10**

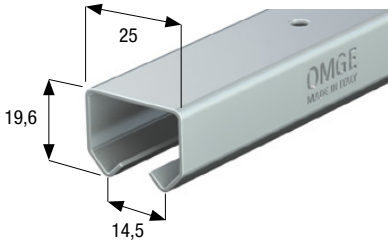
**25 kg**  
Portata massima  
Carrying capacity

Profilo superiore in acciaio zincato con fori mm 4,5. Spessore mm 1.  
Galvanized steel upper track with holes mm 4,5. Thickness mm 1.

**Art. 8**

Profilo in acciaio zincato senza fori | Galvanized steel track without holes

Misure standard | Standard lengths m 3 - m 4 - m 5 - m 6




**Art. 180**

**25 kg**  
Portata massima  
Carrying capacity

Profilo in alluminio con fori mm 5. Spessore mm 1,5.  
Natural aluminium upper track with holes mm 5. Thickness mm 1,5.

Misure standard | Standard lengths m 3 - m 4 - m 5 - m 6



**Art. 3**

**8 kg**  
Portata massima  
Carrying capacity

GIREVOLE  
ROTATING

Carrello regolabile in nylon con perno girevole M6 e ruote Ø mm 15 in delrin a completa corona di sfere.

Nylon adjustable roller with M6 turnable pin and Ø mm 15 ball bearing delrin wheels.




**Art. 6 | 10 kg**

Carrello con ruote in acciaio | Roller with steel wheels



**Art. 1026 | 8 kg**

Carrello con ruote in nylon | Roller with nylon wheels



**Art. 4**

**8 kg**  
Portata massima  
Carrying capacity

Carrello regolabile in nylon con perno M6 e ruote Ø mm 15 in delrin a completa corona di sfere.

Nylon adjustable roller with M6 pin and Ø mm 15 ball bearing delrin wheels.



**Art. 7 | 10 kg**

Carrello con ruote in acciaio | Roller with steel wheels



**Art. 1027 | 8 kg**

Carrello con ruote in nylon | Roller with nylon wheels



**Art. 125**

**8 kg**  
Portata massima  
Carrying capacity

Carrello in acciaio con ruota Ø mm 15 in acciaio a completa corona di sfere.

Steel roller with Ø mm 15 ball bearing steel wheel.




**Art. 1250 | 5 kg**

Carrello con ruota in nylon | Roller with nylon wheel



**Art. 1199 | 5 kg**

Carrello con ruota in delrin | Roller with delrin wheel



**Art. 16**

**8 kg**  
Portata massima  
Carrying capacity

Carrello in acciaio con ruota Ø mm 15 in acciaio a completa corona di sfere.

Steel roller with Ø mm 15 ball bearing steel wheel.



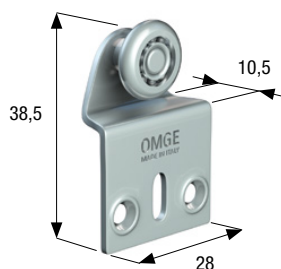
**Art. 19 | 5 kg**

Carrello con ruota in nylon | Roller with nylon wheel



**Art. 1176 | 5 kg**

Carrello con ruota in delrin | Roller with delrin wheel



### Art. 17

**8 kg**  
Portata massima  
Carrying capacity

Carrello in acciaio con ruota  $\varnothing$  mm 15 in acciaio a completa corona di sfere.

Steel roller with  $\varnothing$  mm 15 ball bearing steel wheel.



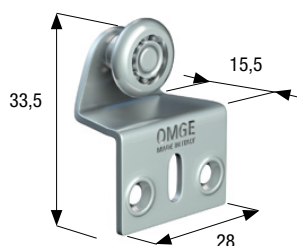
**Art. 33 | 5 kg**

Carrello con ruota in nylon | Roller with nylon wheel



**Art. 1248 | 5 kg**

Carrello con ruota in delrin | Roller with delrin wheel



### Art. 123

**8 kg**  
Portata massima  
Carrying capacity

Carrello in acciaio con ruota  $\varnothing$  mm 15 in acciaio a completa corona di sfere.

Steel roller with  $\varnothing$  mm 15 ball bearing steel wheel.



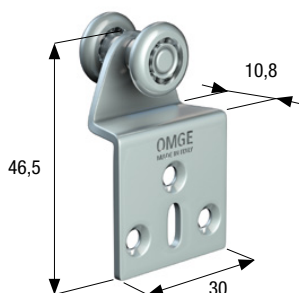
**Art. 129 | 5 kg**

Carrello con ruota in nylon | Roller with nylon wheel



**Art. 1249 | 5 kg**

Carrello con ruota in delrin | Roller with delrin wheel



### Art. 12

**15 kg**  
Portata massima  
Carrying capacity

Carrello in acciaio con ruote  $\varnothing$  mm 15 in acciaio a completa corona di sfere.

Steel roller with  $\varnothing$  mm 15 ball bearing steel wheels.



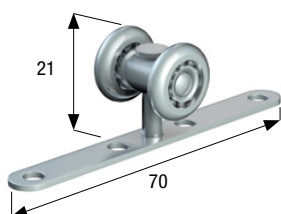
**Art. 18 | 10 kg**

Carrello con ruote in nylon | Roller with nylon wheels



**Art. 1232 | 10 kg**

Carrello con ruote in delrin | Roller with delrin wheels



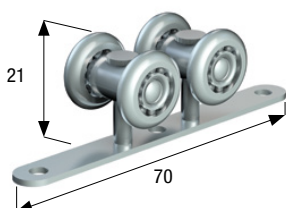
### Art. 5026

**10 kg**  
Portata massima  
Carrying capacity

Carrello girevole in acciaio con ruote  $\varnothing$  mm 15 in acciaio a completa corona di sfere.

Steel rotating roller with  $\varnothing$  mm 15 ball bearing steel wheels.

**GIREVOLE  
ROTATING**




### Art. 5027

**12 kg**  
Portata massima  
Carrying capacity

Carrello in acciaio con ruote  $\varnothing$  mm 15 in acciaio a completa corona di sfere.

Steel roller with  $\varnothing$  mm 15 ball bearing steel wheels.



### Art. 902

**10 kg**  
Portata massima  
Carrying capacity

Carrello in nylon con ruote  $\varnothing$  mm 15 in acciaio a completa corona di sfere.

Nylon roller with  $\varnothing$  mm 15 ball bearing steel wheels.



**Art. 903 | 8 kg**

Carrello con ruote in nylon | Roller with nylon wheels



**Art. 1247 | 8 kg**

Carrello con ruote in delrin | Roller with delrin wheels



**Art. 1042**

**15 kg**  
Portata massima  
Carrying capacity

Carrello in acciaio con ruote ø mm 15 in acciaio a completa corona di sfere.

Steel roller with ø mm 15 ball bearing steel wheels.



**Art. 1363 | 10 kg**

Carrello con ruote in nylon | Roller with nylon wheels




**Art. 1107**

**GIREVOLE**  
**ROTATING**

Piastra di sospensione rotante in acciaio per perno M6. Spessore porta minimo mm 20.

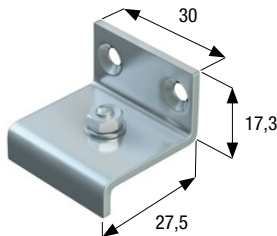
Steel rotating suspension plate for M6 pin. Minimum door thickness mm 20.



**Art. 178**

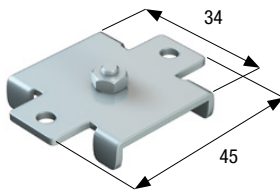
Piastra di sospensione in acciaio per perno M6. Spessore porta minimo mm 12.

Steel suspension plate for M6 pin. Minimum door thickness mm 12.



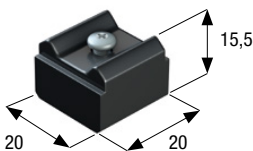
**Art. 15**

Staffa in acciaio per applicazione a parete del profilo superiore. Face fixing steel bracket for the upper track.




**Art. 14**

Staffa in acciaio per applicazione a soffitto del profilo superiore. Ceiling fixing steel bracket for the upper track.



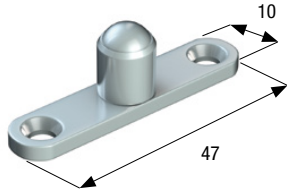
**Art. 13**

Ferma porte per profilo superiore. Door stop for the upper track.



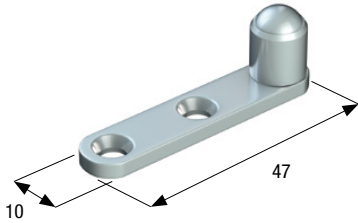
**Art. 207**

Profilo inferiore in acciaio ottonato m 2. Spessore mm 0,5. Brass plated steel guide track m 2. Thickness mm 0,5.




### Art. 302

Guida in acciaio con bussola rotante  $\varnothing$  mm 10.  
Steel guide with rotating pin  $\varnothing$  mm 10.




### Art. 303

Guida in acciaio con bussola rotante  $\varnothing$  mm 10.  
Steel guide with rotating pin  $\varnothing$  mm 10.



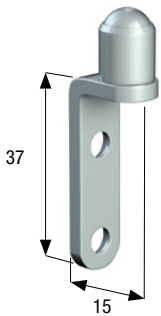
### Art. 126

Guida in acciaio fissaggio al pavimento.  
Floor fixing steel guide.



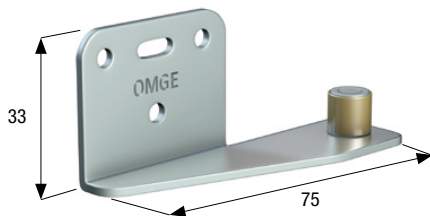
### Art. 146

Guida in nylon fissaggio al pavimento.  
Floor fixing nylon guide.



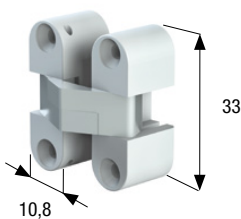
### Art. 304

Guida laterale in acciaio con bussola rotante  $\varnothing$  mm 10.  
Spessore porta minimo 16 mm.  
Steel side guide with rotating pin  $\varnothing$  mm 10.  
Minimum door thickness 16 mm.



### Art. 29

Guida in acciaio con bussola rotante in ottone  $\varnothing$  mm 10.  
Fissaggio al muro o allo stipite.  
Steel guide with rotating brass pin  $\varnothing$  mm 10.  
Wall or frame fixing.



### Art. 4400

Cerniera invisibile mm 33 x 10,8. Bianco, marrone, nero.  
Invisible hinge mm 33 x 10,8. White, brown, black.





# ROLL-GE 150

La serie **ROLL-GE 150** comprende un'ampia gamma di accessori per la realizzazione di sistemi scorrevoli e pieghevoli per porta o mobile con portata media.

La serie prevede il binario solamente nella versione in acciaio, mentre tutti i carrelli sono realizzati con ruote a completa corona di sfere, in acciaio, delrin o acciaio ricoperto da nylon.

Tale disponibilità permette di soddisfare sia esigenze di robustezza che di scorrimento.

The series **ROLL-GE 150** includes a wide range of accessories for sliding or folding doors with a medium load.

The track is available only made of steel and all the rollers have ball bearing wheels.

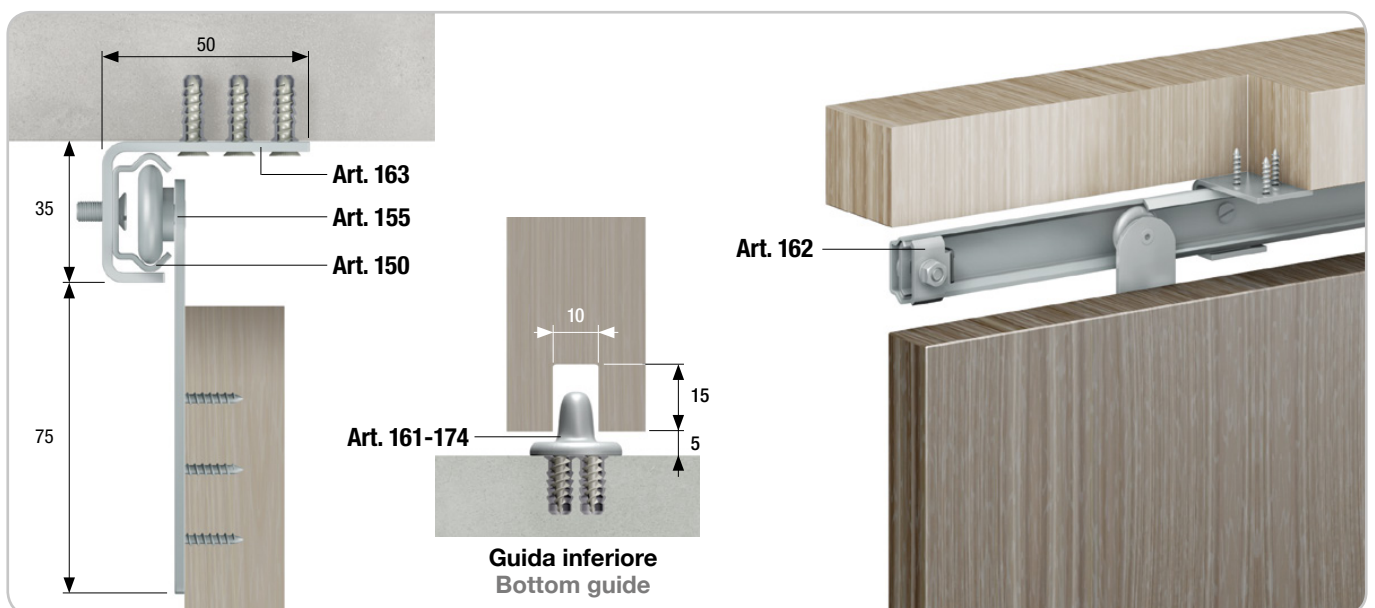
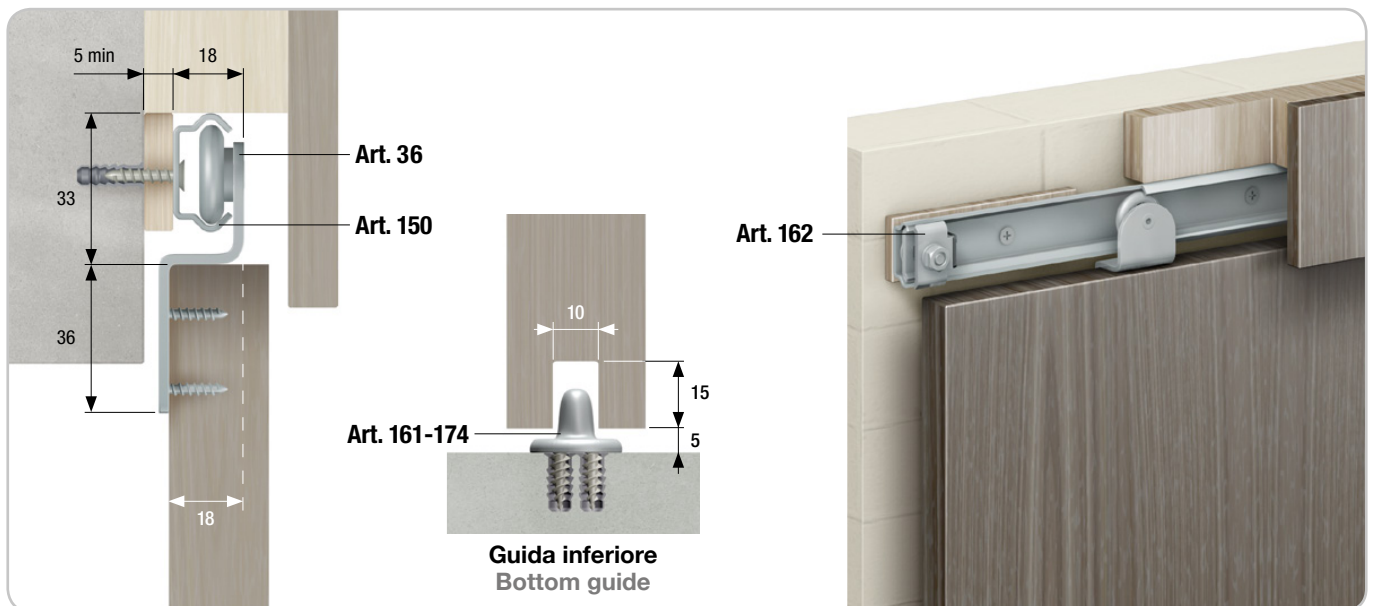
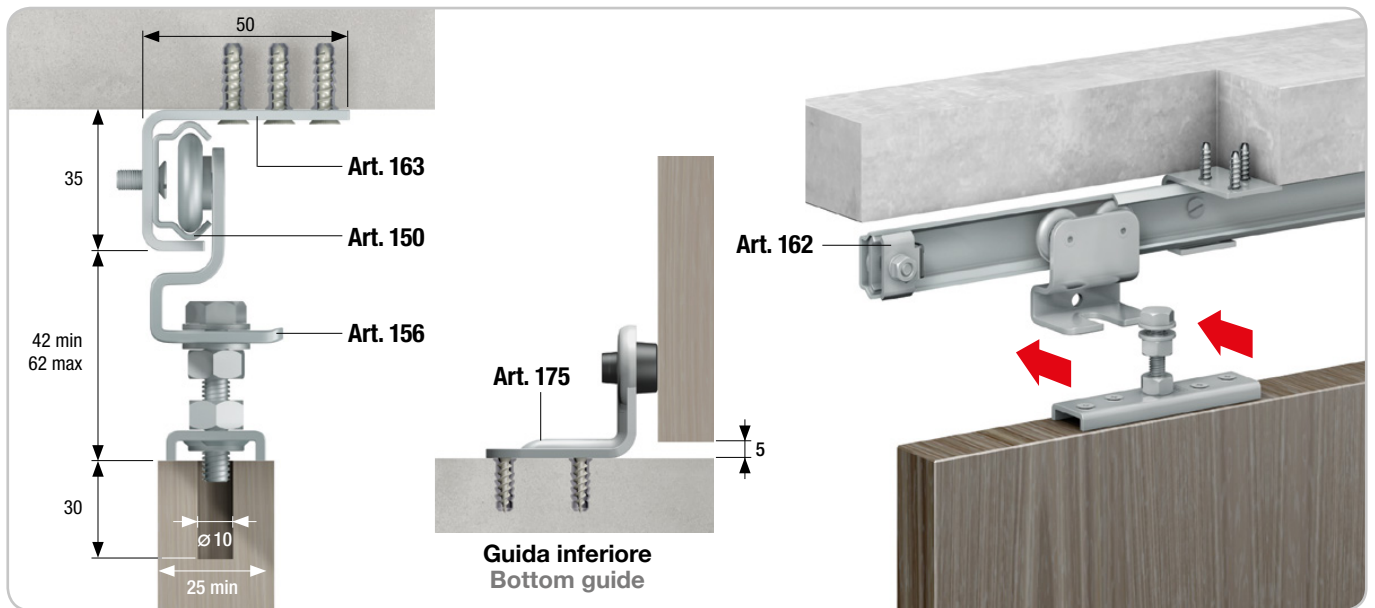
The possibility to use rollers with wheels made of steel, delrin or nylon allows a wide choice which can meet requirements of resistance or smooth running.

## **PORTATA** CARRYING CAPACITY

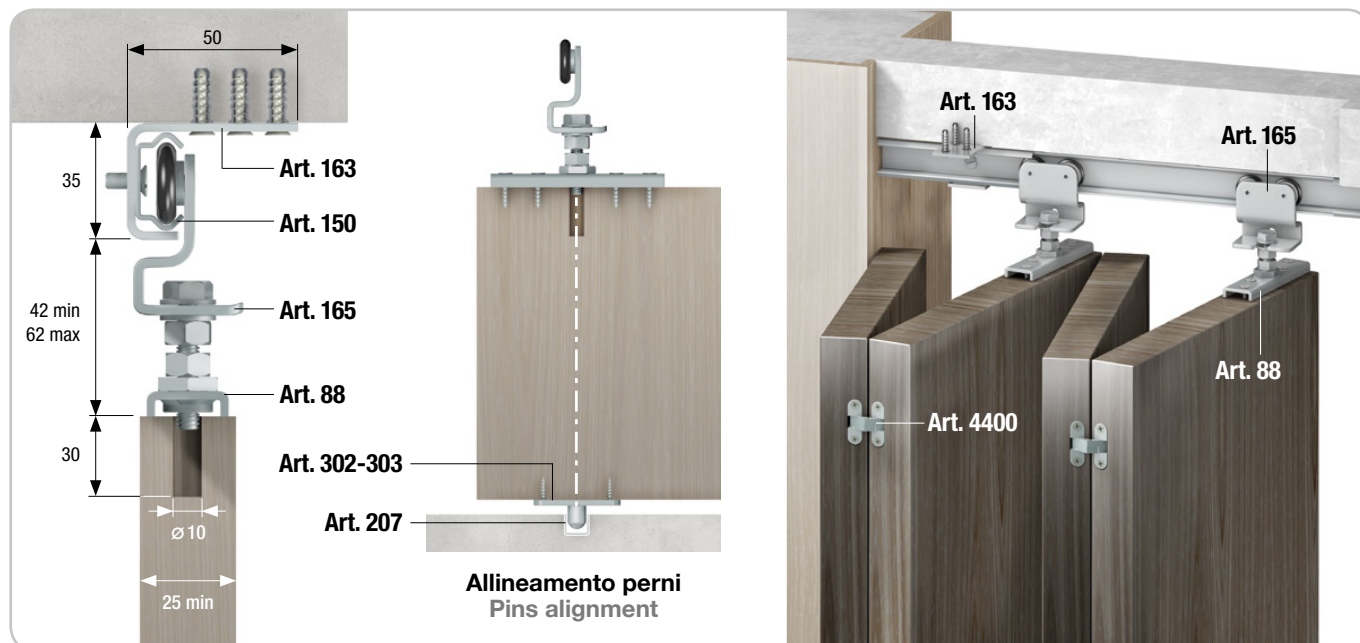
**Binario in acciaio**  
Steel track

**60 kg**

**ESEMPI DI APPLICAZIONE CON BINARIO IN ACCIAIO / EXAMPLES OF APPLICATION WITH STEEL TRACK**

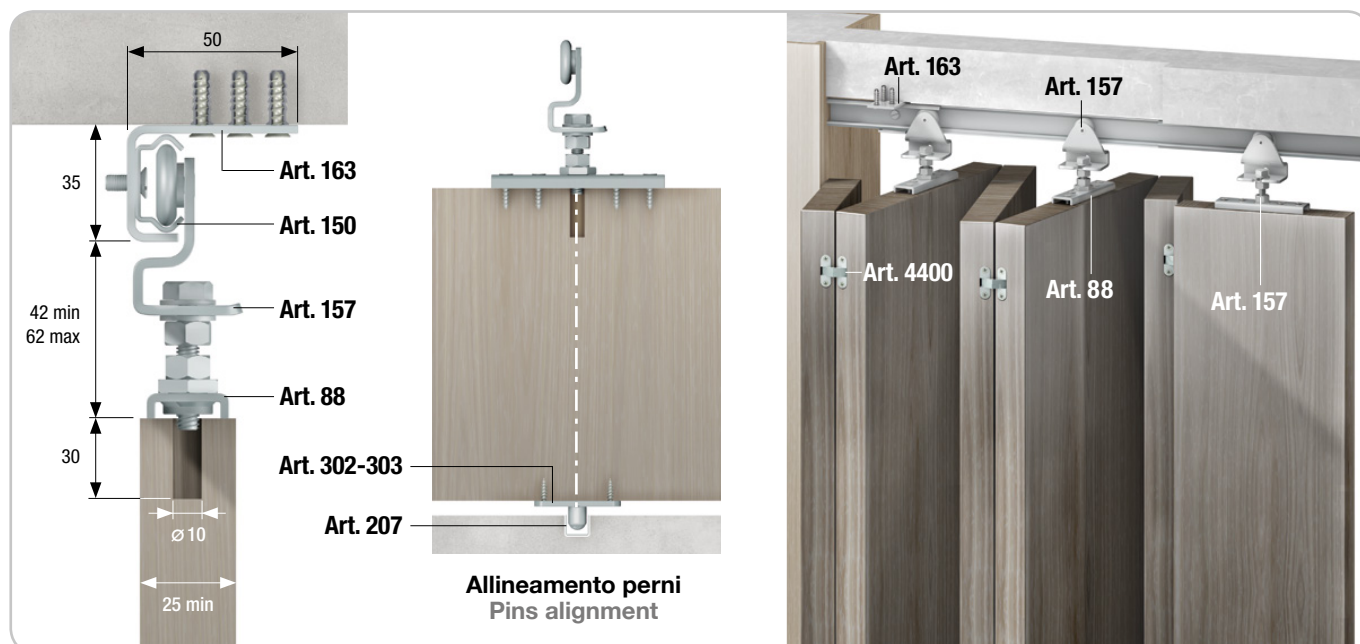


ESEMPI DI APPLICAZIONI PER PORTE PIEGHEVOLI / EXAMPLES OF APPLICATIONS FOR FOLDING DOORS



Per questo tipo di applicazione è necessario sostituire la piastra di sospensione standard dell'art. 165 con la piastra di sospensione girevole art. 88.

For this type of application it is necessary to replace the standard suspension plate of art. 165 with the rotating suspension plate art. 88.



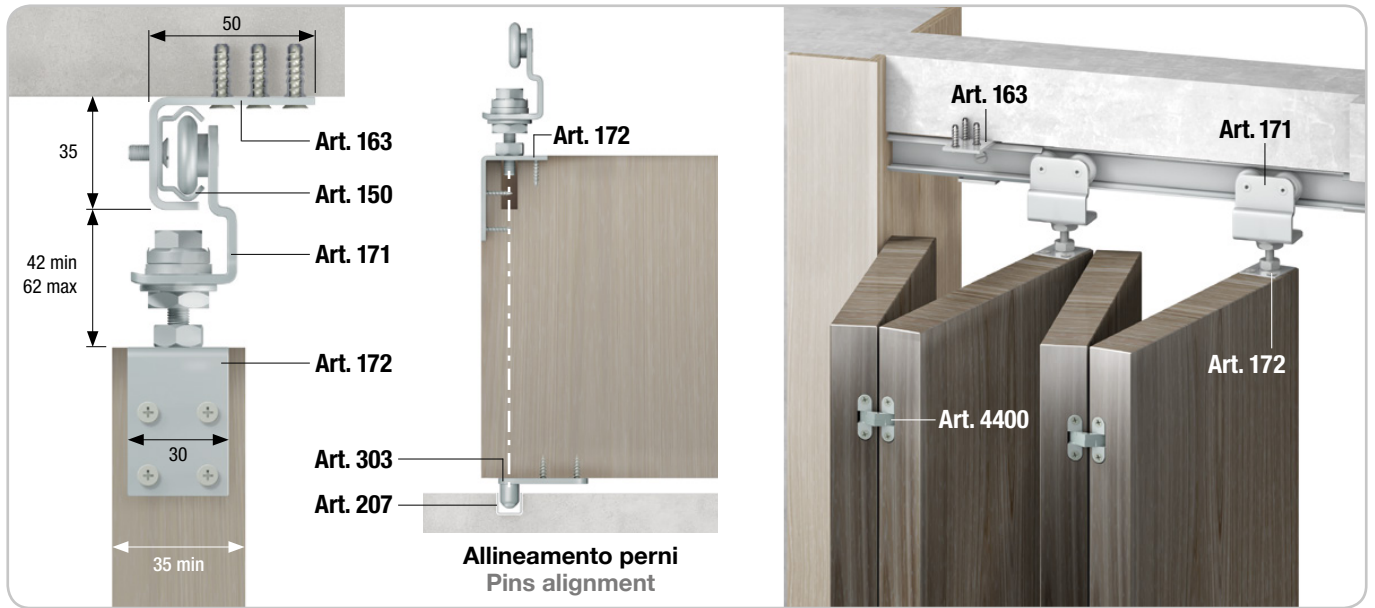
Per questo tipo di applicazione è necessario sostituire la piastra di sospensione standard dei carrelli art. 157 che devono ruotare, con la piastra di sospensione girevole art. 88.

For this type of application it is necessary to replace the standard suspension plate of the rollers art. 157 requiring the rotation, with the rotating suspension plate art. 88.

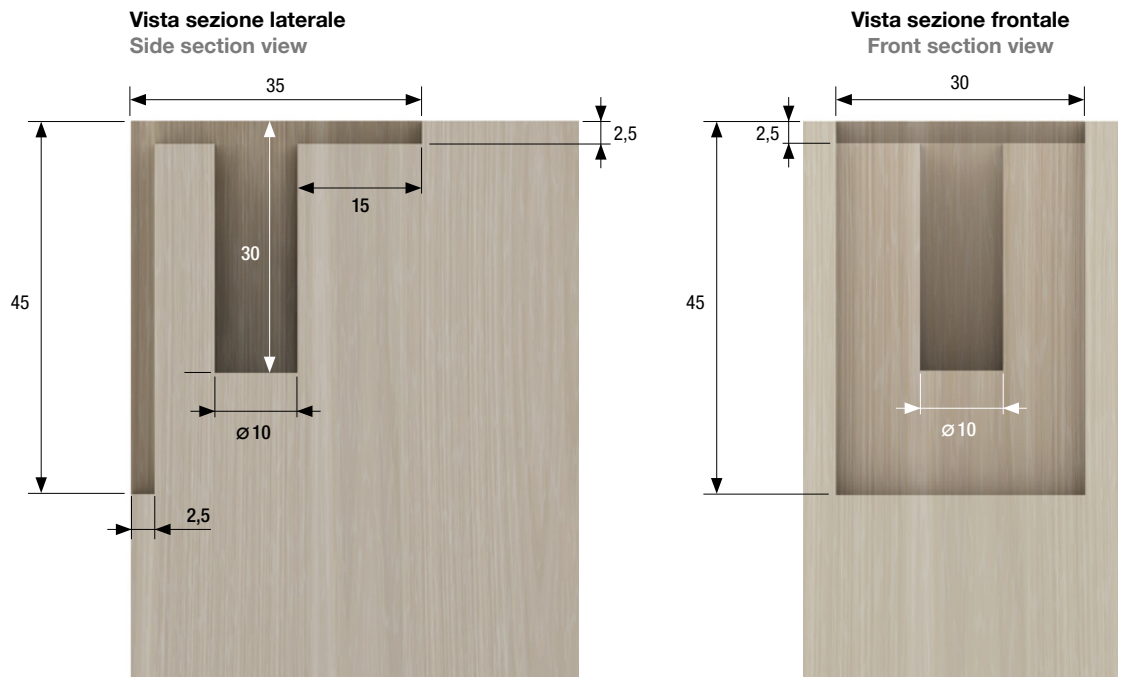
In caso di utilizzo della guida inferiore assicurarsi che il perno filettato del carrello fissato sulla parte superiore della porta e la bussola rotante della guida inferiori siano coassiali.

If using the bottom guide, please make sure that the threaded pin of the roller in the upper part of the door and the rotating bottom guide are coaxial.

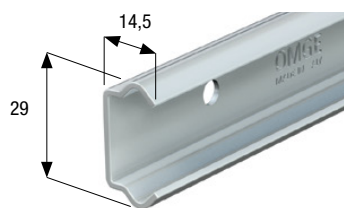
**ESEMPI DI APPLICAZIONI PER PORTE PIEGHEVOLI / EXAMPLES OF APPLICATIONS FOR FOLDING DOORS**



**LAVORAZIONE ANTA PER ART. 172 / PROCESSING OF THE DOOR FOR ART.172**





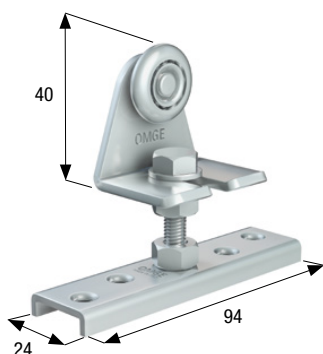


## Art. 150

**60 kg**  
Portata massima  
Carrying capacity

Profilo superiore in acciaio zincato con fori mm 6. Spessore mm 1,5.  
Galvanized steel upper track with holes mm 6. Thickness mm 1,5.

Misure standard | Standard lengths m 4 - m 5 - m 6



## Art. 27

**25 kg**  
Portata massima  
Carrying capacity

Carrello regolabile in acciaio con perno M8 e ruota ø mm 24 in acciaio a completa corona di sfere. Spessore porta minimo mm 25.  
Steel adjustable roller with M8 pin and ø mm 24 ball bearing steel wheel. Minimum door thickness mm 25.



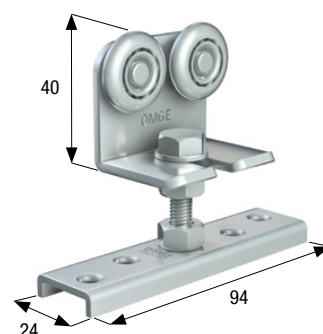
### Art. 46 | 25 kg

Carrello con ruota in acciaio-nylon | Roller with steel-nylon wheel



### Art. 1227 | 18 kg

Carrello con ruota in delrin | Roller with delrin wheel



## Art. 28

**35 kg**  
Portata massima  
Carrying capacity

Carrello regolabile in acciaio con perno M8 e ruote ø mm 24 in acciaio a completa corona di sfere. Spessore porta minimo mm 25.  
Steel adjustable roller with M8 pin and ø mm 24 ball bearing steel wheels. Minimum door thickness mm 25.



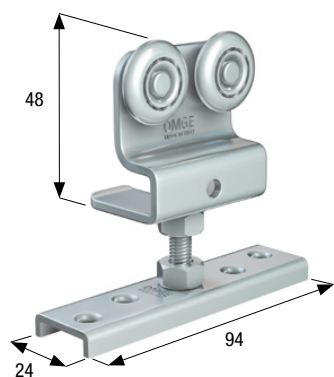
### Art. 47 | 35 kg

Carrello con ruote in acciaio-nylon | Roller with steel-nylon wheels



### Art. 1228 | 25 kg

Carrello con ruote in delrin | Roller with delrin wheels



## Art. 156

**35 kg**  
Portata massima  
Carrying capacity

Carrello regolabile in acciaio con perno M8 e ruote ø mm 24 in acciaio a completa corona di sfere. Spessore porta minimo mm 25.  
Steel adjustable roller with M8 pin and ø mm 24 ball bearing steel wheels. Minimum door thickness mm 25.




### Art. 165 | 35 kg

Carrello con ruote in acciaio-nylon | Roller with steel-nylon wheels



### Art. 1235 | 25 kg

Carrello con ruote in delrin | Roller with delrin wheels



## Art. 157

**25 kg**  
Portata massima  
Carrying capacity

Carrello regolabile in acciaio con perno M8 e ruota ø mm 24 in acciaio a completa corona di sfere. Spessore porta minimo mm 25.  
Steel adjustable roller with M8 pin and ø mm 24 ball bearing steel wheel. Minimum door thickness mm 25.



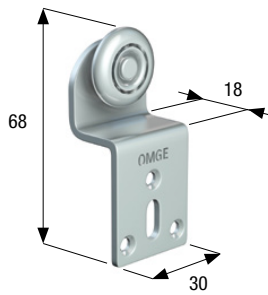
### Art. 166 | 25 kg

Carrello con ruota in acciaio-nylon | Roller with steel-nylon wheel



### Art. 1237 | 18 kg

Carrello con ruota in delrin | Roller with delrin wheel



**Art. 36**

**25 kg**  
Portata massima  
Carrying capacity

Carrello in acciaio con ruota ø mm 24 in acciaio a completa corona di sfere.

Steel roller with ø mm 24 ball bearing steel wheel.



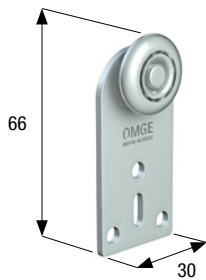
**Art. 48 | 25 kg**

Carrello con ruota in acciaio-nylon | Roller with steel-nylon wheel



**Art. 1236 | 18 kg**

Carrello con ruota in delrin | Roller with delrin wheel



**Art. 37**

**25 kg**  
Portata massima  
Carrying capacity

Carrello in acciaio con ruota ø mm 24 in acciaio a completa corona di sfere.

Steel roller with ø mm 24 ball bearing steel wheel.



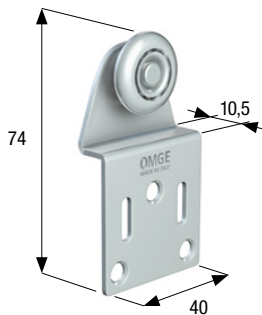
**Art. 98 | 25 kg**

Carrello con ruota in acciaio-nylon | Roller with steel-nylon wheel



**Art. 1226 | 18 kg**

Carrello con ruota in delrin | Roller with delrin wheel



**Art. 152**

**25 kg**  
Portata massima  
Carrying capacity

Carrello in acciaio con ruota ø mm 24 in acciaio a completa corona di sfere.

Steel roller with ø mm 24 ball bearing steel wheel.




**Art. 158 | 25 kg**

Carrello con ruota in acciaio-nylon | Roller with steel-nylon wheel



**Art. 1238 | 18 kg**

Carrello con ruota in delrin | Roller with delrin wheel



**Art. 153**

**25 kg**  
Portata massima  
Carrying capacity

Carrello in acciaio con ruota ø mm 24 in acciaio a completa corona di sfere.

Steel roller with ø mm 24 ball bearing steel wheel.



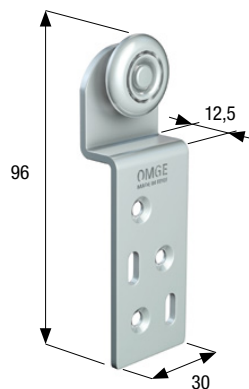
**Art. 159 | 25 kg**

Carrello con ruota in acciaio-nylon | Roller with steel-nylon wheel



**Art. 1239 | 18 kg**

Carrello con ruota in delrin | Roller with delrin wheel



**Art. 154**

**25 kg**  
Portata massima  
Carrying capacity

Carrello in acciaio con ruota ø mm 24 in acciaio a completa corona di sfere.

Steel roller with ø mm 24 ball bearing steel wheel.




**Art. 160 | 25 kg**

Carrello con ruota in acciaio-nylon | Roller with steel-nylon wheel



**Art. 1243 | 18 kg**

Carrello con ruota in delrin | Roller with delrin wheel



## Art. 155

**25 kg**

Portata massima  
Carrying capacity

Carrello in acciaio con ruota  $\varnothing$  mm 24 in acciaio a completa corona di sfere.

Steel roller with  $\varnothing$  mm 24 ball bearing steel wheel.



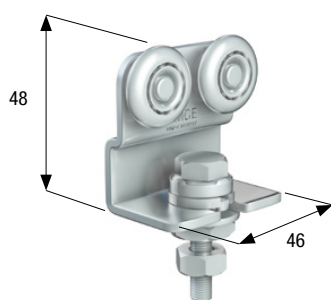
### Art. 164 | 25 kg

Carrello con ruota in acciaio-nylon | Roller with steel-nylon wheel



### Art. 1234 | 18 kg

Carrello con ruota in delrin | Roller with delrin wheel



## Art. 171

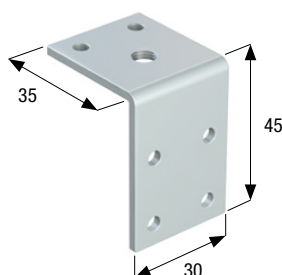
**35 kg**

Portata massima  
Carrying capacity

**GIREVOLE  
ROTATING**

Carrello regolabile in acciaio con perno girevole M8 e ruote  $\varnothing$  mm 24 in acciaio a completa corona di sfere.


Steel adjustable roller with M8 rotating pin and  $\varnothing$  mm 24 ball bearing steel wheels.



## Art. 172

Piastra di sospensione in acciaio per perno M8.

Steel suspension plate for M8 pin.




## Art. 135

Piastra di sospensione in acciaio per perno M8.

Spessore porta minimo mm 25.

Steel suspension plate for M8 pin.

Minimum door thickness mm 25.



## Art. 88

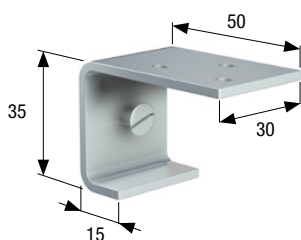
**GIREVOLE  
ROTATING**

Piastra di sospensione rotante in acciaio per perno M8.

Spessore porta minimo mm 25.

Steel rotating suspension plate for M8 pin.


Minimum door thickness mm 25.



## Art. 163


Staffa in acciaio per applicazione a soffitto del profilo.

Ceiling fixing steel bracket for the track.




**Art. 162**

Ferma porte per profilo superiore.  
Door stop for the upper track.



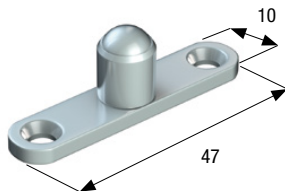
**Art. 175**

Ferma porte a pavimento.  
Floor fixing door stop.



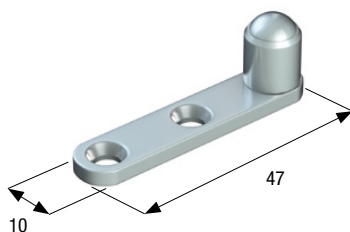
**Art. 207**

Profilo inferiore in acciaio ottonato m 2.  
Brass plated steel guide track m 2.



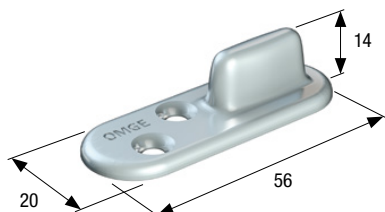
**Art. 302**

Guida in acciaio con bussola rotante  $\varnothing$  mm 10.  
Steel guide with rotating pin  $\varnothing$  mm 10.



**Art. 303**

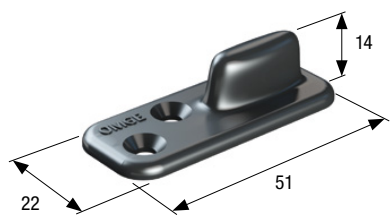
Guida in acciaio con bussola rotante  $\varnothing$  mm 10.  
Steel guide with rotating pin  $\varnothing$  mm 10.



**Art. 161**

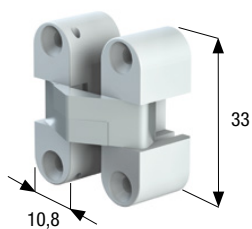
Guida in acciaio a pavimento.  
Floor fixing steel guide.





### Art. 174

Guida in nylon a pavimento.  
Floor fixing nylon guide.



### Art. 4400

Cerniera invisibile mm 33 x 10,8. Bianco, marrone, nero.  
Invisible hinge mm 33 x 10,8. White, brown, black.



# ROLL-GE 20

La serie **ROLL-GE 20** comprende una vasta gamma di accessori per porte scorrevoli e pieghevoli che trovano utilizzo in applicazioni di vario tipo sia per interni che industriale.

Tutti i carrelli della serie **ROLL-GE 20** sono realizzati in acciaio con ruote a completa corona di sfere.

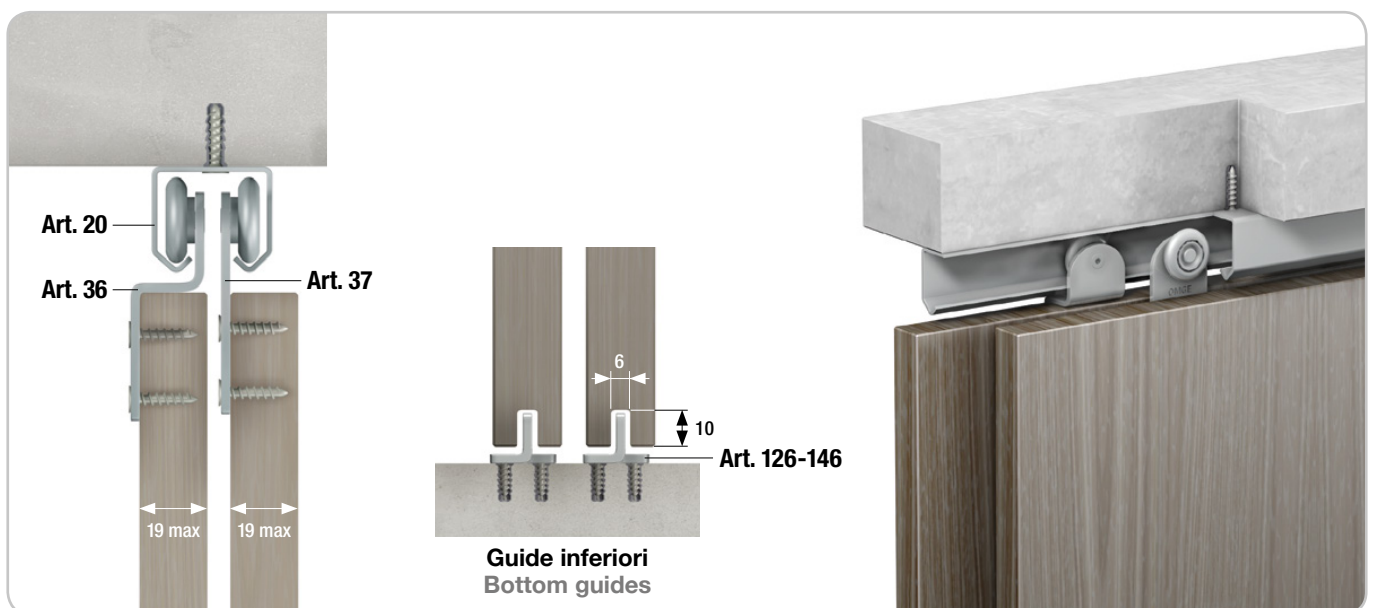
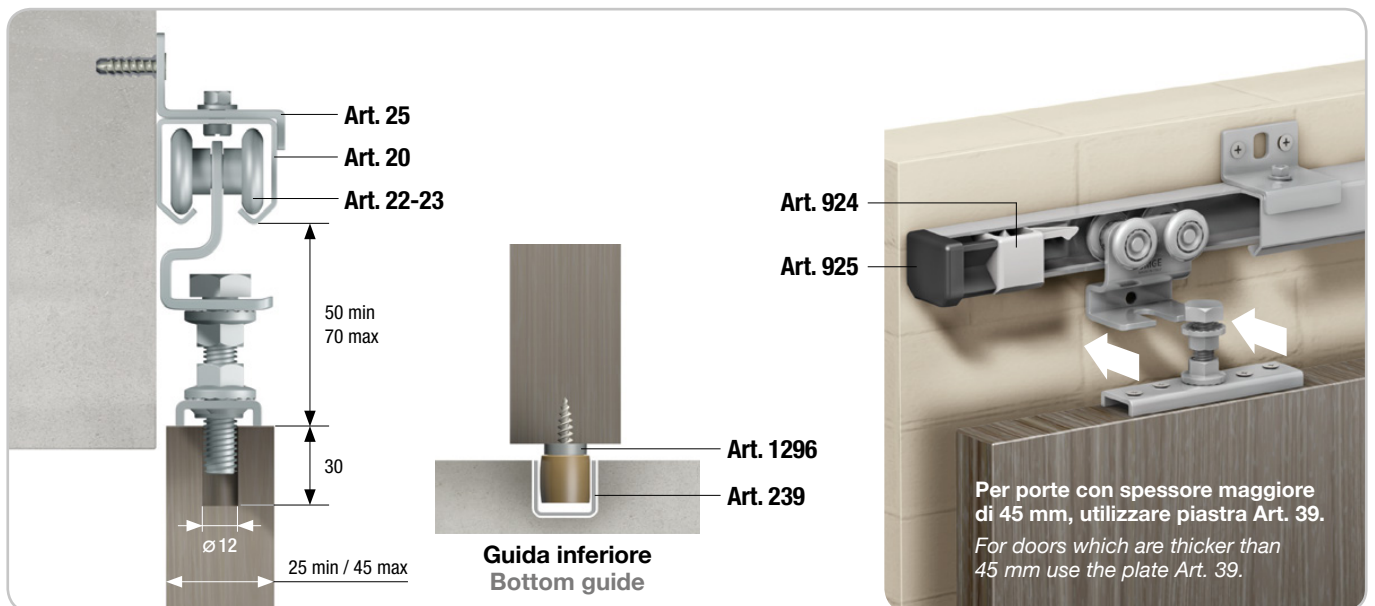
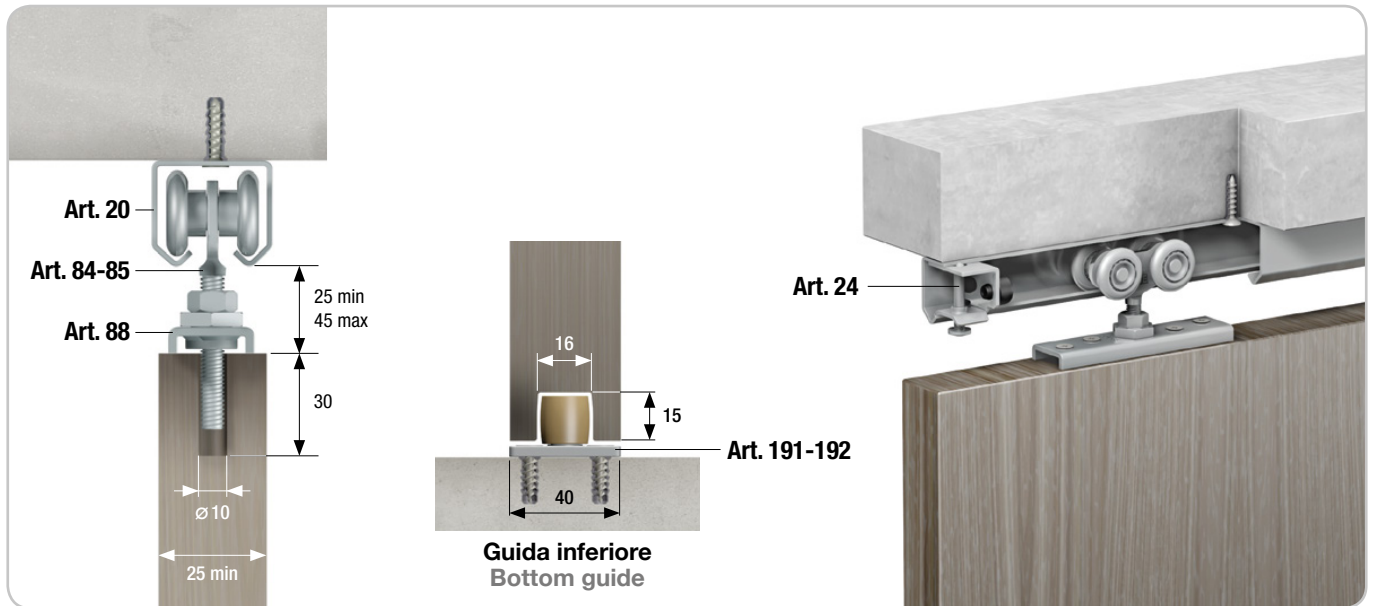
The series **ROLL-GE 20** includes a wide range of accessories for sliding and folding doors used for different types of application either residential or industrial.

All the rollers of the series **ROLL-GE 20** are made of steel and have ball bearing wheels.

## **PORTATA** CARRYING CAPACITY

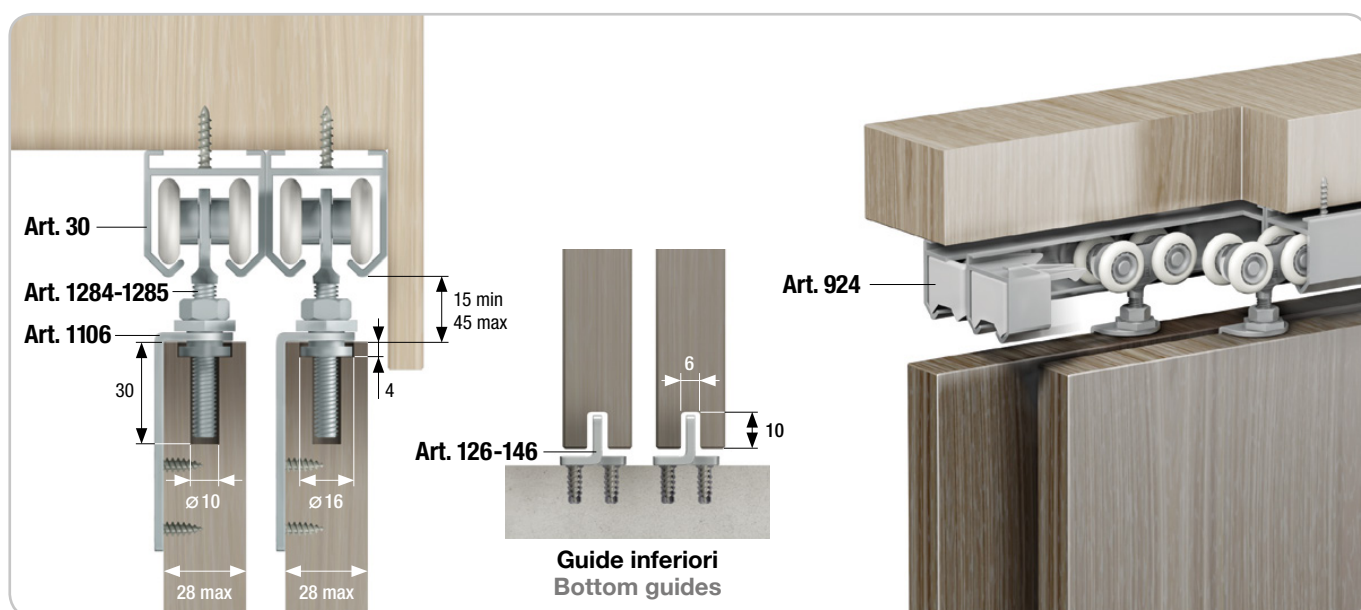
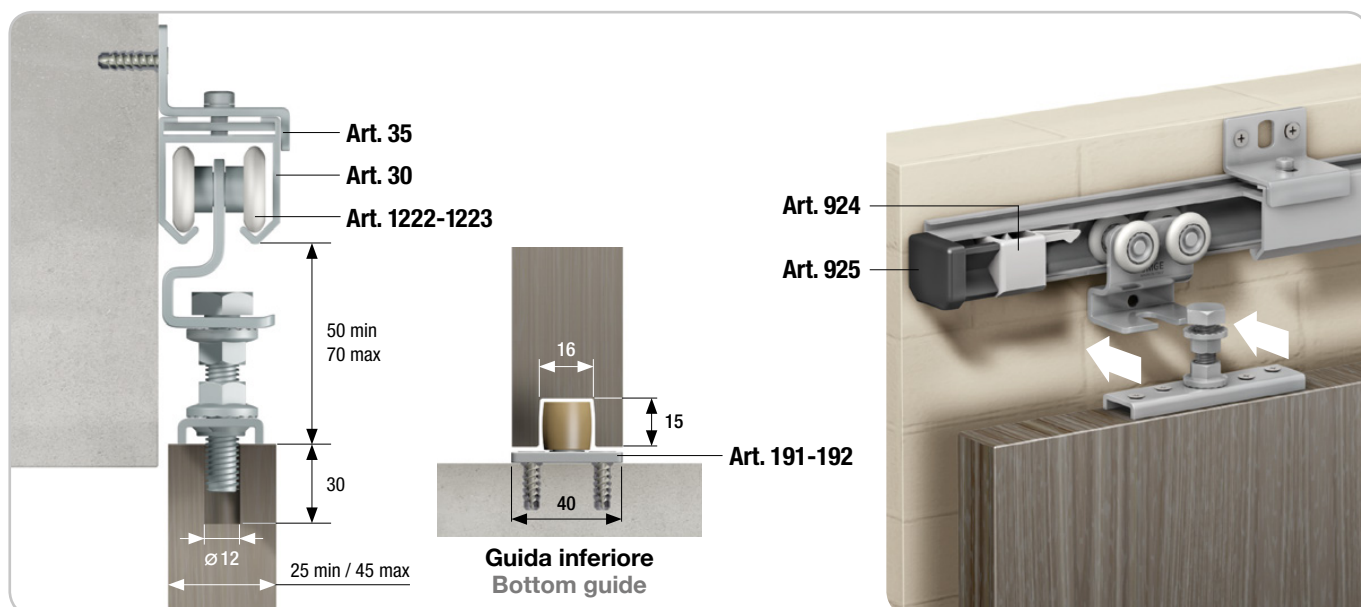
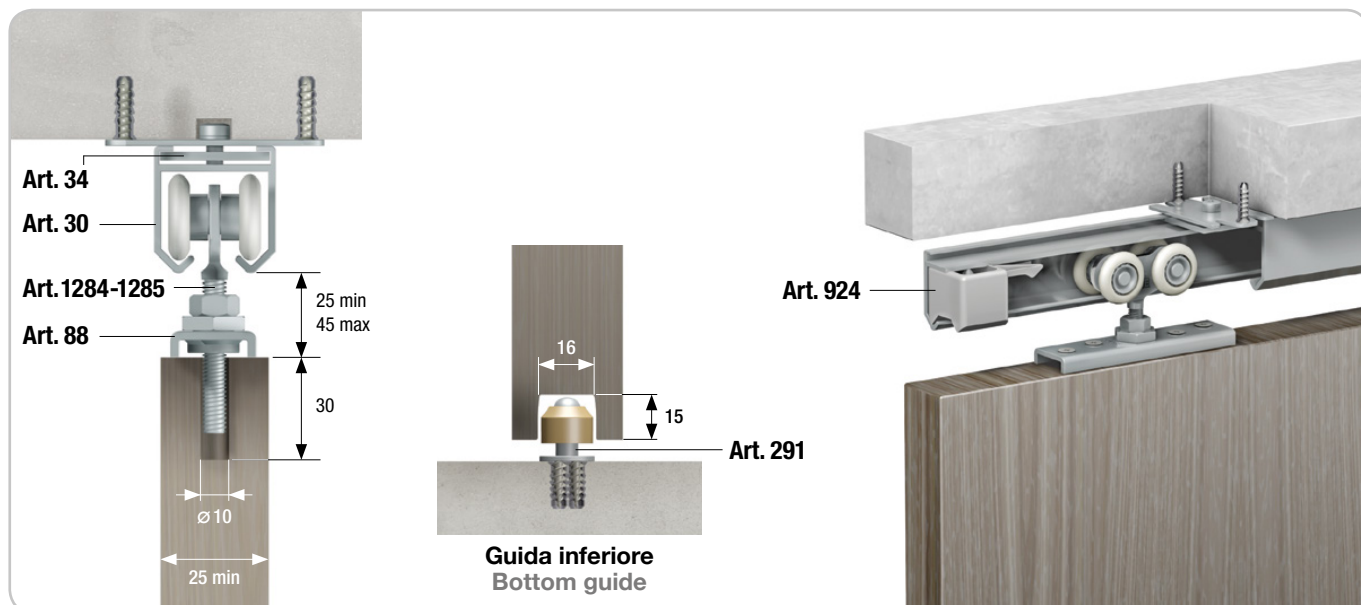
<b>Binario in acciaio spessore mm 1,5</b> Steel track with thickness mm 1,5	<b>100 kg</b>
<b>Binario in acciaio spessore mm 1,2</b> Steel track with thickness mm 1,2	<b>70 kg</b>
<b>Binario in alluminio</b> Aluminium track	<b>70 kg</b>

**ESEMPI DI APPLICAZIONE CON BINARIO IN ACCIAIO / EXAMPLES OF APPLICATION WITH STEEL TRACK**






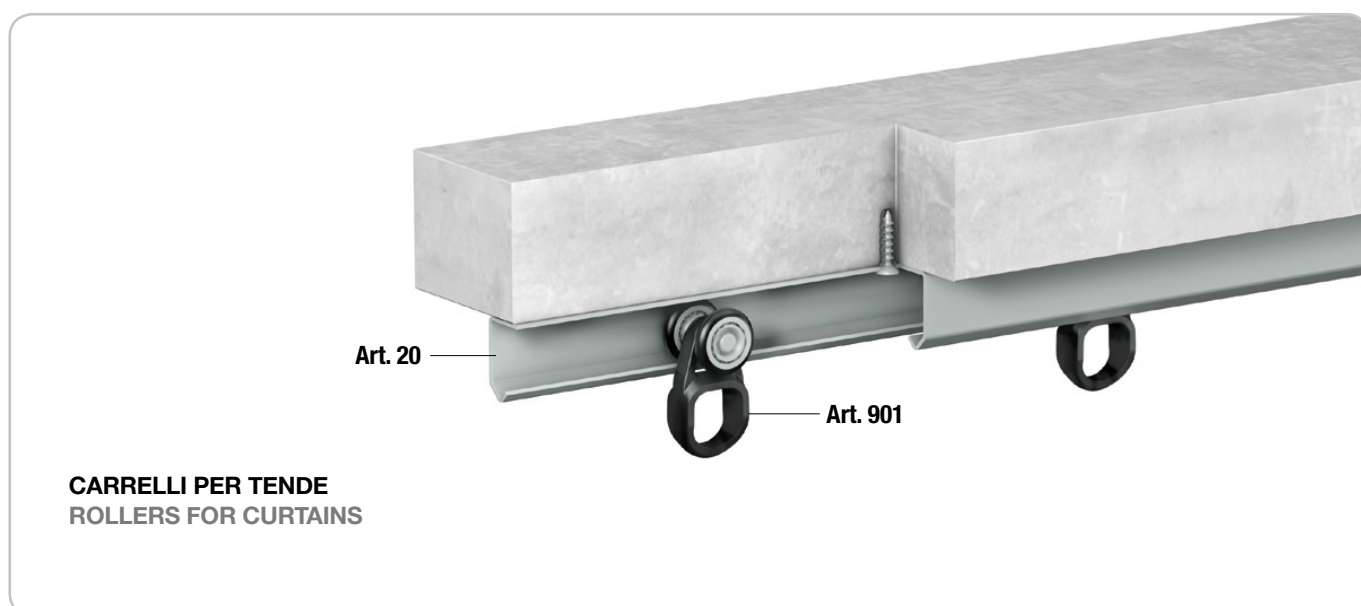

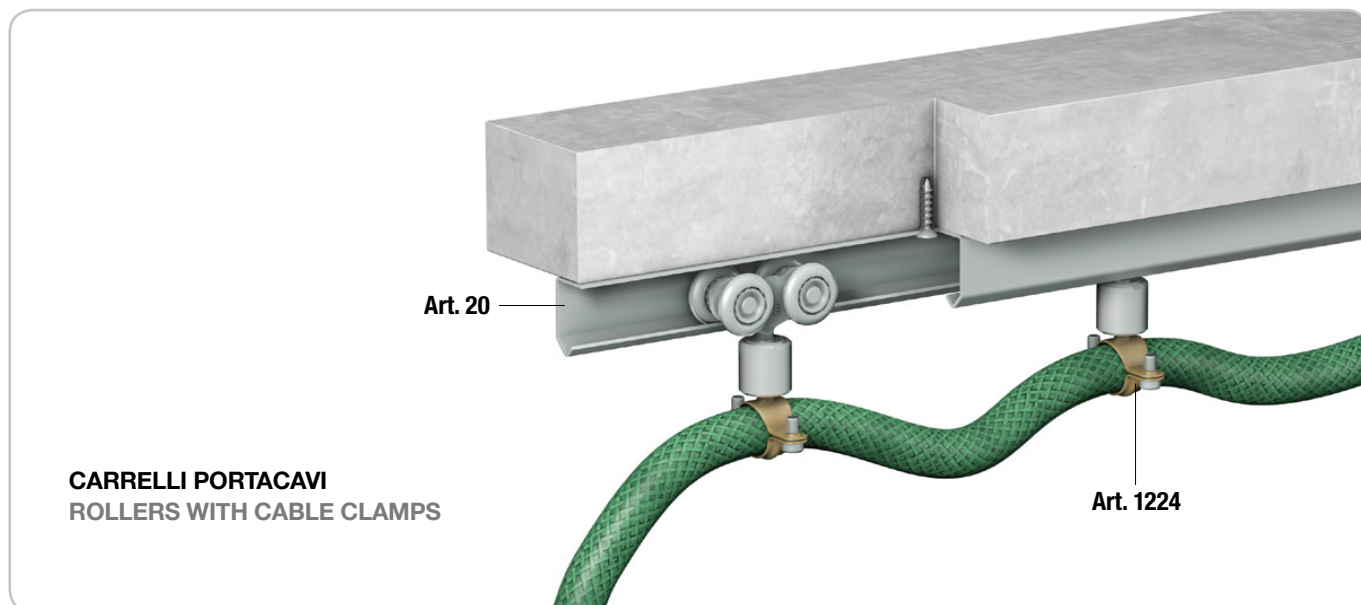
ESEMPI DI APPLICAZIONE CON BINARIO IN ALLUMINIO / EXAMPLES OF APPLICATION WITH ALUMINIUM TRACK



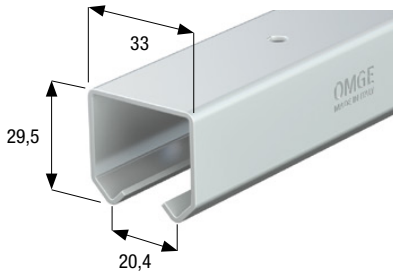
**ESEMPI DI APPLICAZIONI PER PORTE PIEGHEVOLI / EXAMPLES OF APPLICATIONS FOR FOLDING DOORS**



ESEMPI DI APPLICAZIONI VARIE / EXAMPLES OF DIFFERENT APPLICATIONS







**Art. 20**

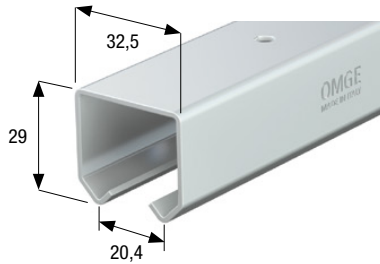
**100 kg**  
Portata massima  
Carrying capacity

Profilo superiore in acciaio zincato con fori mm 5,3. Spessore mm 1,5.  
Galvanized steel upper track with holes mm 5,3. Thickness mm 1,5.

**Art. 271**

Profilo in acciaio zincato senza fori | Galvanized steel track without holes

Misure standard | Standard lengths m 3 - m 4 - m 5 - m 6

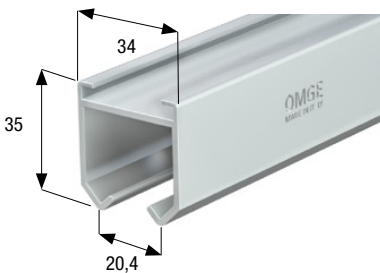


**Art. 282**

**70 kg**  
Portata massima  
Carrying capacity

Profilo superiore in acciaio zincato con fori mm 5,3. Spessore mm 1,2.  
Galvanized steel upper track with holes mm 5,3. Thickness mm 1,2.

Misure standard | Standard lengths m 3 - m 4 - m 5 - m 6



**Art. 30**

**70 kg**  
Portata massima  
Carrying capacity

Profilo superiore in alluminio naturale. Spessore mm 2.  
Natural aluminium upper track. Thickness mm 2.

Misure standard | Standard lengths m 3 - m 4 - m 5 - m 6



**Curve 90°**  
Curves 90°

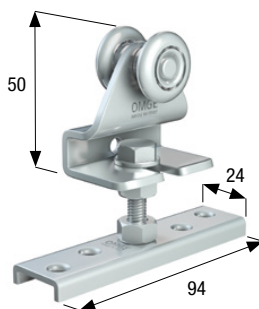
Profili in acciaio zincato.  
Galvanized steel tracks.

**Art. 280** Raggio cm 75 | Radius cm 75.

**Art. 285** Raggio cm 100 | Radius cm 100.

**Art. 286** Raggio cm 150 | Radius cm 150.

**Art. 290** Raggio cm 200 | Radius cm 200.



**Art. 22**

**35 kg**  
Portata massima  
Carrying capacity

Carrello regolabile in acciaio con perno M8 e ruote ø mm 24 in acciaio a completa corona di sfere. Spessore porta minimo mm 25.  
Adjustable steel roller with M8 pin and ø mm 24 ball bearing steel wheels. Minimum door thickness mm 25.



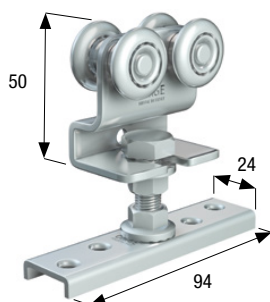
**Art. 44** | **35 kg**

Carrello con ruote in acciaio-nylon | Roller with steel-nylon wheels



**Art. 1222** | **25 kg**

Carrello con ruote in delrin | Roller with delrin wheels



**Art. 23**

**45 kg**  
Portata massima  
Carrying capacity

Carrello regolabile in acciaio con perno M10 e ruote ø mm 24 in acciaio a completa corona di sfere. Spessore porta minimo mm 25.  
Adjustable steel roller with M10 pin and ø mm 24 ball bearing steel wheels. Minimum door thickness mm 25.




**Art. 45** | **45 kg**

Carrello con ruote in acciaio-nylon | Roller with steel-nylon wheels



**Art. 1223** | **35 kg**

Carrello con ruote in delrin | Roller with delrin wheels




**Art. 1028**

**35 kg**  
Portata massima  
Carrying capacity

Carrello in acciaio con ruote ø mm 24 in acciaio a completa corona di sfere.

Steel roller with ø mm 24 ball bearing steel wheels.

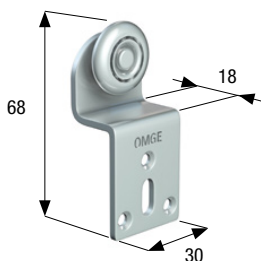


**Art. 1161**

**35 kg**  
Portata massima  
Carrying capacity

Carrello in acciaio con ruote ø mm 24 in acciaio a completa corona di sfere.

Steel roller with ø mm 24 ball bearing steel wheels.



**Art. 36**

**25 kg**  
Portata massima  
Carrying capacity

Carrello in acciaio con ruota ø mm 24 in acciaio a completa corona di sfere.

Steel roller with ø mm 24 ball bearing steel wheel.



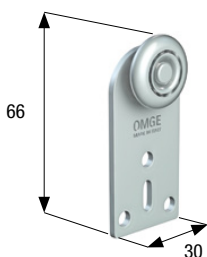
**Art. 48 | 25 kg**

Carrello con ruota in acciaio-nylon | Roller with steel-nylon wheel



**Art. 1236 | 18 kg**

Carrello con ruota in delrin | Roller with delrin wheel



**Art. 37**

**25 kg**  
Portata massima  
Carrying capacity

Carrello in acciaio con ruota ø mm 24 in acciaio a completa corona di sfere.

Steel roller with ø mm 24 ball bearing steel wheel.



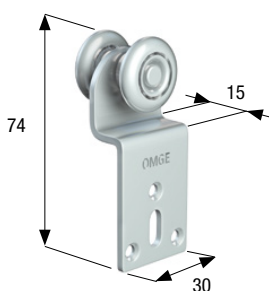
**Art. 98 | 25 kg**

Carrello con ruota in acciaio-nylon | Roller with steel-nylon wheel



**Art. 1226 | 18 kg**

Carrello con ruota in delrin | Roller with delrin wheel



**Art. 38**

**35 kg**  
Portata massima  
Carrying capacity

Carrello in acciaio con ruote ø mm 24 in acciaio a completa corona di sfere.

Steel roller with ø mm 24 ball bearing steel wheels.



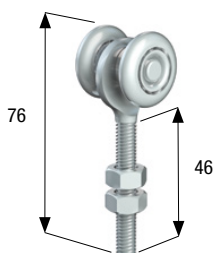
**Art. 96 | 35 kg**

Carrello con ruote in acciaio-nylon | Roller with steel-nylon wheels



**Art. 1170 | 25 kg**

Carrello con ruote in delrin | Roller with delrin wheels



**Art. 84**

**35 kg**  
Portata massima  
Carrying capacity

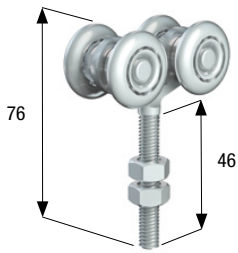
Carrello regolabile in acciaio con perno M8 e ruote ø mm 24 in acciaio a completa corona di sfere.

Adjustable steel roller with M8 pin and ø mm 24 ball bearing steel wheels.



**Art. 1284 | 25 kg**

Carrello con ruote in delrin | Roller with delrin wheels



**Art. 85**

**45 kg**  
Portata massima  
Carrying capacity

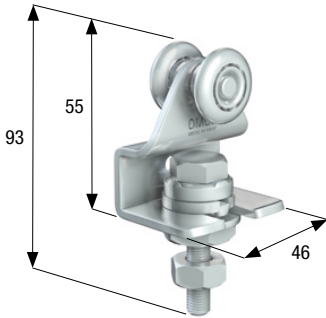
Carrello regolabile in acciaio con perno M8 e ruote ø mm 24 in acciaio a completa corona di sfere.

Adjustable steel roller with M8 pin and ø mm 24 ball bearing steel wheels.



**Art. 1285 | 35 kg**

Carrello con ruote in delrin | Roller with delrin wheels



**Art. 1039**

**35 kg**  
Portata massima  
Carrying capacity

**GIREVOLE**  
ROTATING

Carrello regolabile in acciaio con perno girevole M10 e ruote ø mm 24 in acciaio a completa corona di sfere.

Steel adjustable roller with M10 rotating pin and ø mm 24 ball bearing steel wheels.



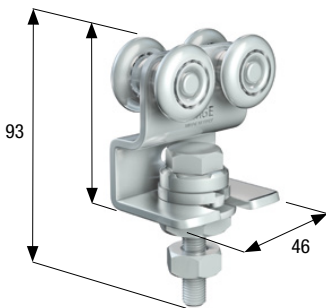
**Art. 1040 | 35 kg**

Carrello con ruote in acciaio-nylon | Roller with steel-nylon wheels



**Art. 1246 | 25 kg**

Carrello con ruote in delrin | Roller with delrin wheels



**Art. 41**

**45 kg**  
Portata massima  
Carrying capacity

**GIREVOLE**  
ROTATING

Carrello regolabile in acciaio con perno girevole M10 e ruote ø mm 24 in acciaio a completa corona di sfere.

Steel adjustable roller with M10 rotating pin and ø mm 24 ball bearing steel wheels.




**Art. 40 | 45 kg**

Carrello con ruote in acciaio-nylon | Roller with steel-nylon wheels



**Art. 1240 | 35 kg**

Carrello con ruote in delrin | Roller with delrin wheels



**Art. 86**

**35 kg**  
Portata massima  
Carrying capacity

**GIREVOLE**  
ROTATING

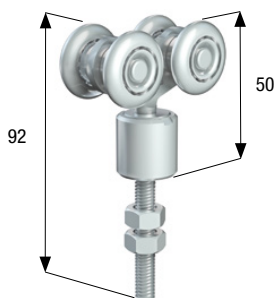
Carrello regolabile in acciaio con perno girevole M8 e ruote ø mm 24 in acciaio a completa corona di sfere.

Steel adjustable roller with M8 rotating pin and ø mm 24 ball bearing steel wheels.



**Art. 1286 | 25 kg**

Carrello con ruote in delrin | Roller with delrin wheels



**Art. 87**

**45 kg**  
Portata massima  
Carrying capacity

**GIREVOLE**  
ROTATING


Carrello regolabile in acciaio con perno girevole M8 e ruote ø mm 24 in acciaio a completa corona di sfere.

Steel adjustable roller with M8 rotating pin and ø mm 24 ball bearing steel wheels.



**Art. 1287 | 35 kg**

Carrello con ruote in delrin | Roller with delrin wheels




**Art. 5012**

**35 kg**  
Portata massima  
Carrying capacity

Carrello in acciaio con ruote ø mm 24 in acciaio-nylon a completa corona di sfere.

Steel roller with ø mm 24 ball bearing steel-nylon wheels.



**Art. 5013**

**30 kg**

Portata massima  
Carrying capacity

**GIREVOLE**  
ROTATING

Carrello in acciaio con perno girevole e ruote ø mm 24 in acciaio-nylon a completa corona di sfere.

Steel roller with rotating pin and ø mm 24 ball bearing steel-nylon wheels.



**Art. 1233**

**35 kg**

Portata massima  
Carrying capacity

Carrello in acciaio con ruote ø mm 24 in acciaio a completa corona di sfere.

Steel roller with ø mm 24 ball bearing steel wheels.



**Art. 1392**

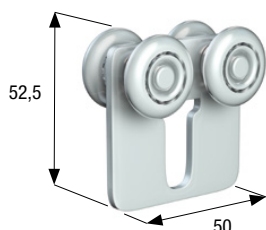
**35 kg**

Portata massima  
Carrying capacity

**DOPPIA PIASTRA**  
DOUBLE PLATE

Carrello in acciaio con doppia piastra e ruote ø mm 24 in acciaio a completa corona di sfere.

Steel roller with double plate and ø mm 24 ball bearing steel wheels.



**Art. 1086**

**45 kg**

Portata massima  
Carrying capacity

Carrello in acciaio con ruote ø mm 24 in acciaio a completa corona di sfere.

Steel roller with ø mm 24 ball bearing steel wheels.



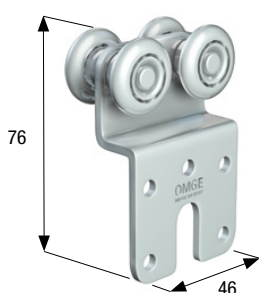
**Art. 1245**

**45 kg**

Portata massima  
Carrying capacity

Carrello in acciaio con ruote ø mm 24 in acciaio a completa corona di sfere.

Steel roller with ø mm 24 ball bearing steel wheels.



**Art. 1109**

**45 kg**

Portata massima  
Carrying capacity

Carrello in acciaio con ruote ø mm 24 in acciaio a completa corona di sfere.

Steel roller with ø mm 24 ball bearing steel wheels.

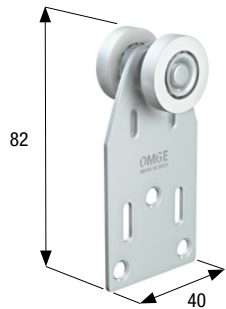


**Art. 1069**

**45 kg**  
Portata massima  
Carrying capacity

Carrello in acciaio con ruote ø mm 24 in acciaio a completa corona di sfere.

Steel roller with ø mm 24 ball bearing steel wheels.

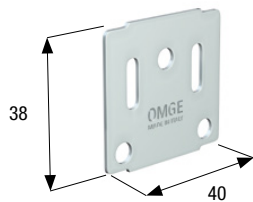


**Art. 1081**

**25 kg**  
Portata massima  
Carrying capacity

Carrello in acciaio con ruote ø mm 24 in delrin a completa corona di sfere.

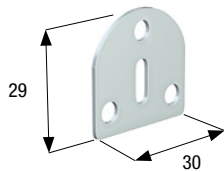
Steel roller with ø mm 24 ball bearing delrin wheels.



**Art. 1335**

Piastra in acciaio per carrello art.1233.

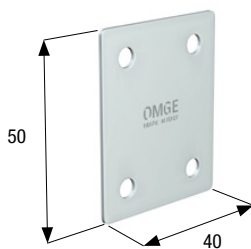
Steel striking plate for roller art.1233.



**Art. 1336**

Piastra in acciaio per carrello art.1028.

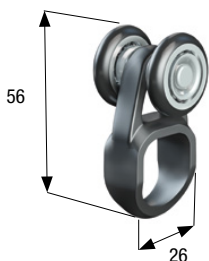
Steel striking plate for roller art.1028.



**Art. 1353**

Piastra in acciaio per carrelli art.1245 e 1109.

Steel striking plate for rollers art.1245 and 1109.



**Art. 901**

**25 kg**  
Portata massima  
Carrying capacity

Carrello in nylon con ruote ø mm 24 in acciaio-nylon a completa corona di sfere.

Nylon roller with ø mm 24 ball bearing steel-nylon wheels.




**Art. 900 | 15 kg**

Carrello con ruote in nylon | Roller with nylon wheels



**Art. 909 | 15 kg**

Carrello con ruote in delrin | Roller with delrin wheels



**Art. 1224-016**

**25 kg**  
Portata massima  
Carrying capacity

**GIREVOLE**  
ROTATING

Carrello in acciaio con fascetta rotante portacavi ø mm 16 e ruote ø mm 24 in acciaio a completa corona di sfere.

Steel roller with rotating cable clamp ø mm 16 and ball bearing steel wheels ø mm 24.


**Art. 1224-026 | 25 kg**

Con fascetta portacavi ø mm 26 | With cable clamp ø mm 26

**Art. 1224-032 | 25 kg**

Con fascetta portacavi ø mm 32 | With cable clamp ø mm 32






### Art. 88

GIREVOLE  
ROTATING

Piastra di sospensione rotante in acciaio per perno M8.  
Spessore porta minimo mm 25.

Steel rotating suspension plate for M8 pin.  
Minimum door thickness mm 25.



### Art. 134

Piastra di sospensione in acciaio per perno M10.  
Spessore porta minimo mm 25.

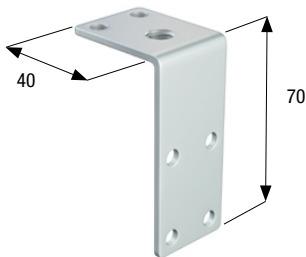
Steel suspension plate for M10 pin.  
Minimum door thickness mm 25.



### Art. 1106

GIREVOLE  
ROTATING


Piastra di sospensione rotante in acciaio per perno M8.  
Steel rotating suspension plate for M8 pin.



### Art. 42


Piastra di sospensione laterale in acciaio per perno M10.  
Spessore porta minimo mm 30.

Steel side suspension plate for M10 pin.  
Minimum door thickness mm 30.



### Art. 1915

Guida in acciaio con bussola rotante in ottone  $\varnothing$  mm 14.  
Steel guide with rotating brass pin  $\varnothing$  mm 14.

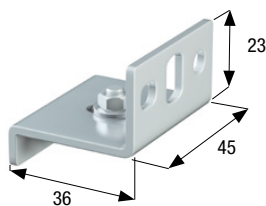


### Art. 1916

GIREVOLE  
ROTATING

Piastra di sospensione rotante in acciaio per perno M8.  
Spessore porta minimo mm 25.

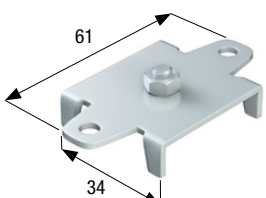
Steel rotating suspension plate for M8 pin.  
Minimum door thickness mm 25.



### Art. 25

Staffa in acciaio per applicazione a parete del profilo superiore  
in acciaio.

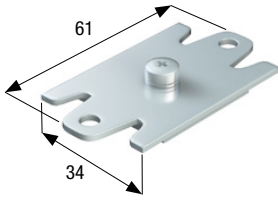
Face fixing steel bracket for the steel upper track.



### Art. 26

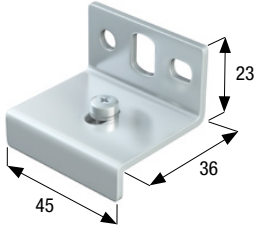
Staffa in acciaio per applicazione a soffitto del profilo superiore  
in acciaio.

Ceiling fixing steel bracket for the steel upper track.




**Art. 34**

Staffa in acciaio per applicazione a soffitto del profilo superiore in alluminio.  
Ceiling fixing steel bracket for the aluminium upper track.




**Art. 35**

Staffa in acciaio per applicazione a parete del profilo superiore in alluminio.  
Face fixing steel bracket for the aluminium upper track.



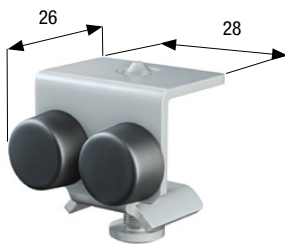
**Art. 39**

Staffa a murare in acciaio per applicazione del profilo superiore.  
Wall fixing steel bracket for the upper track.



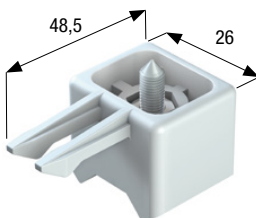
**Art. 1293**

Giunzione in acciaio per profilo superiore.  
Steel joint for the upper track.



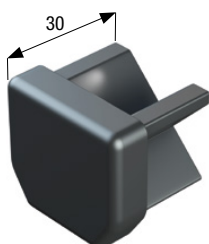
**Art. 24**

Ferma porte per profilo superiore.  
Door stop for the upper track.




**Art. 924**

Fermo con aggancio per profilo superiore.  
Door stop for the upper track.



**Art. 925**

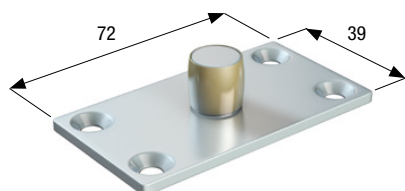
Tappo di chiusura per binario superiore.  
End cap for the upper track.



### Art. 239

Profilo inferiore in acciaio zincato.  
Galvanized steel guide channel.

Misure standard | Standard lengths m 5 - m 6




### Art. 192

Guida in acciaio con bussola rotante in ottone  $\varnothing$  mm 14.  
Steel guide with rotating brass pin  $\varnothing$  mm 14.

### Art. 583

Guida in acciaio con bussola rotante in nylon  $\varnothing$  mm 14.  
Steel guide with rotating nylon pin  $\varnothing$  mm 14.




### Art. 191

Guida in acciaio con bussola rotante in ottone  $\varnothing$  mm 14.  
Steel guide with rotating brass pin  $\varnothing$  mm 14.

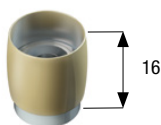
### Art. 582

Guida in acciaio con bussola rotante in nylon  $\varnothing$  mm 14.  
Steel guide with rotating nylon pin  $\varnothing$  mm 14.



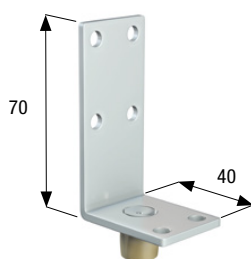
### Art. 291

Guida in acciaio con bussola rotante in ottone  $\varnothing$  mm 14.  
Steel guide with rotating brass pin  $\varnothing$  mm 14.



### Art. 1296

Guida in acciaio con bussola rotante in ottone  $\varnothing$  mm 14.  
Steel guide with rotating brass pin  $\varnothing$  mm 14.

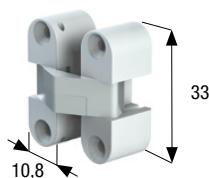


### Art. 43

Guida laterale in acciaio con bussola rotante in ottone  $\varnothing$  mm 14.  
Spessore porta minimo 30 mm.  
Steel side guide with rotating brass pin  $\varnothing$  mm 14.  
Minimum door thickness 30 mm.

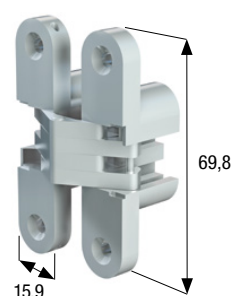
### Art. 590

Guida laterale in acciaio con bussola rotante in nylon  $\varnothing$  mm 14.  
Steel side guide with rotating nylon pin  $\varnothing$  mm 14.



### Art. 4400

Cerniera invisibile mm 33 x 10,8. Bianco, marrone, nero.  
Invisible hinge mm 33 x 10,8. White, brown, black.



### Art. 4401

Cerniera invisibile mm 69,8 x 15,9 in acciaio e zama.  
Finiture ottonato e nickelato.  
Invisible hinge mm 69,8 x 15,9 made of steel and zinc alloy.  
Finishes brass and nickel plated.



**CONFEZIONE ACCESSORI**  
SET OF ACCESSORIES

20

**02023.01**



**Art. 23 x2**



**Art. 24 x2**



**Art. 192 x1**

**02023.13**



**Art. 23 x2**



**Art. 24 x2**



**Art. 25 x3**



**Art. 192 x1**

**02023.53**



**Art. 45 x2**



**Art. 24 x2**



**Art. 25 x3**



**Art. 192 x1**

**02023.03**



**Art. 23 x2**



**Art. 24 x2**



**Art. 25 x3**

<p><b>02023.10</b></p>	 <p><b>Art. 45 x2</b></p>	 <p><b>Art. 24 x2</b></p>	 <p><b>Art. 303 x1</b></p>
<p><b>02023.15</b></p>	 <p><b>Art. 45 x2</b></p>	 <p><b>Art. 24 x2</b></p>	 <p><b>Art. 161 x1</b></p>
<p><b>02023.45</b></p>	 <p><b>Art. 1223 x2</b></p>	 <p><b>Art. 24 x2</b></p>	 <p><b>Art. 25 x3</b></p>  <p><b>Art. 192 x1</b></p>
<p><b>02023.68</b></p>	 <p><b>Art. 45 x2</b></p>	 <p><b>Art. 24 x1</b></p>	 <p><b>Art. 25 x3</b></p>  <p><b>Art. 161 x1</b></p>
<p><b>02023.46</b></p>	 <p><b>Art. 1223 x2</b></p>	 <p><b>Art. 24 x2</b></p>	 <p><b>Art. 192 x1</b></p>
<p><b>02023.17</b></p>	 <p><b>Art. 23 x2</b></p>	 <p><b>Art. 24 x1</b></p>	 <p><b>Art. 25 x3</b></p>  <p><b>Art. 161 x1</b></p>





# ROLL-GE 50

La serie **ROLL-GE 50** comprende una vasta gamma di accessori per porte scorrevoli e pieghevoli che trovano utilizzo in applicazioni di vario tipo sia per interni che industriale.

La portata del binario e dei relativi accessori rendono questa serie, nel campo industriale, particolarmente indicata per la realizzazione di varie tipologie di strutture per serre, stalle e fienili e per la realizzazione di gazebo, coperture e tensostrutture scorrevoli.

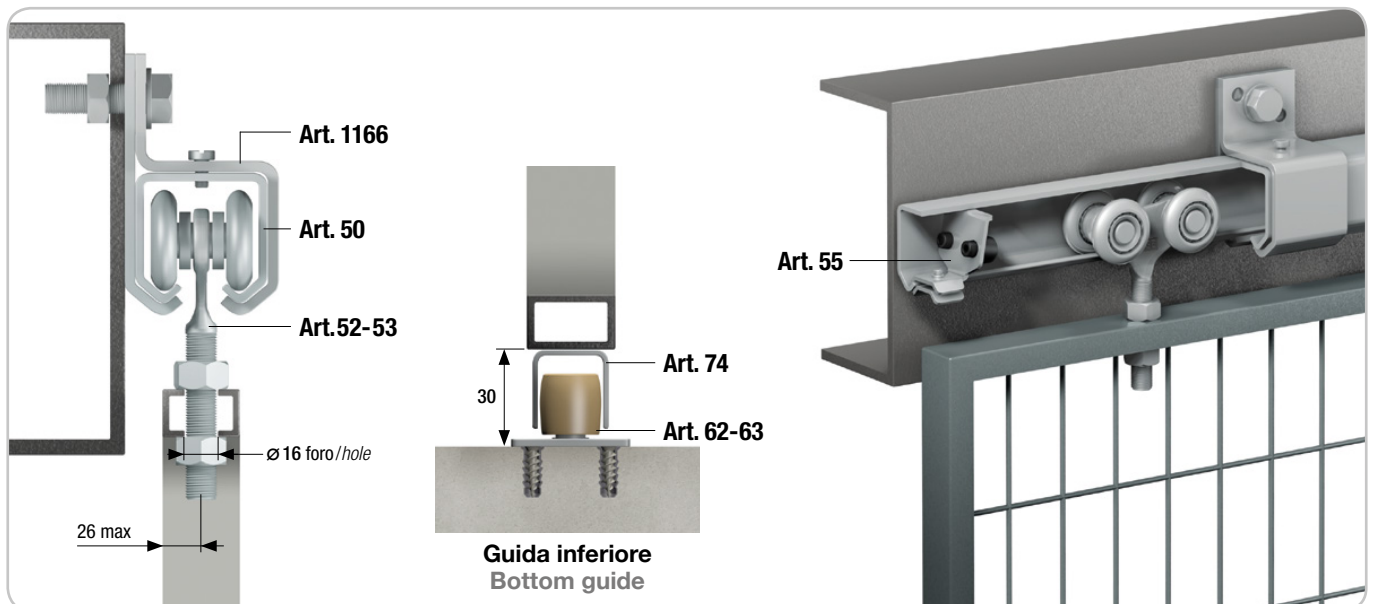
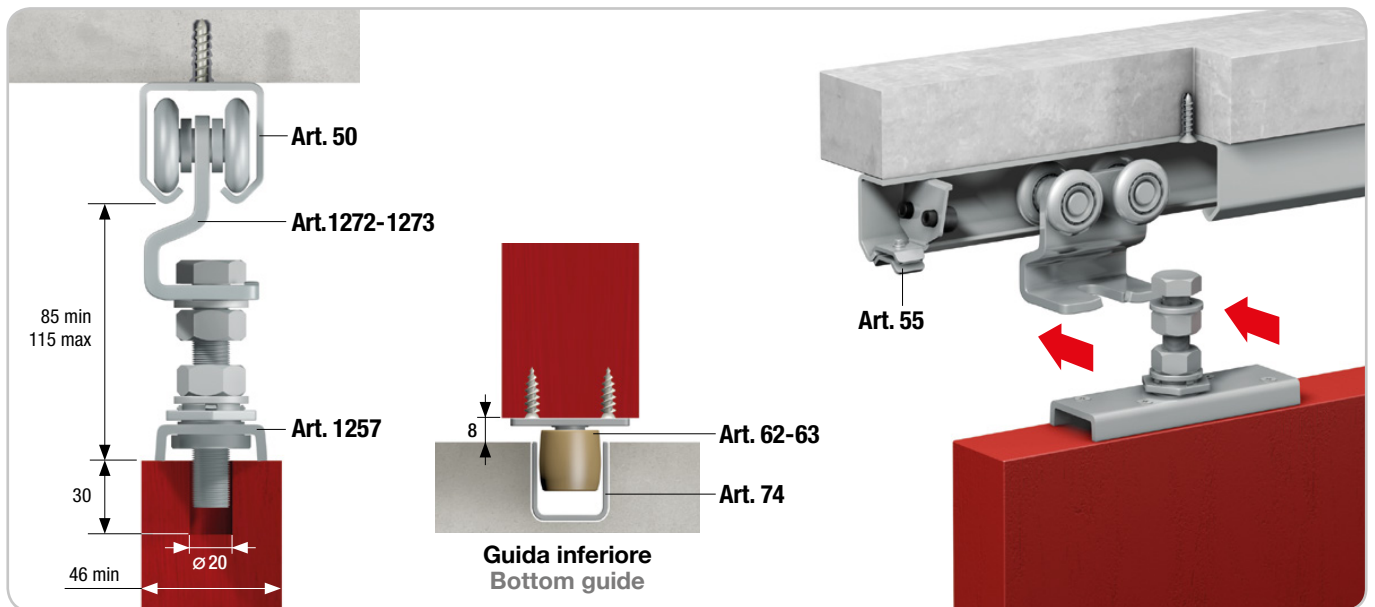
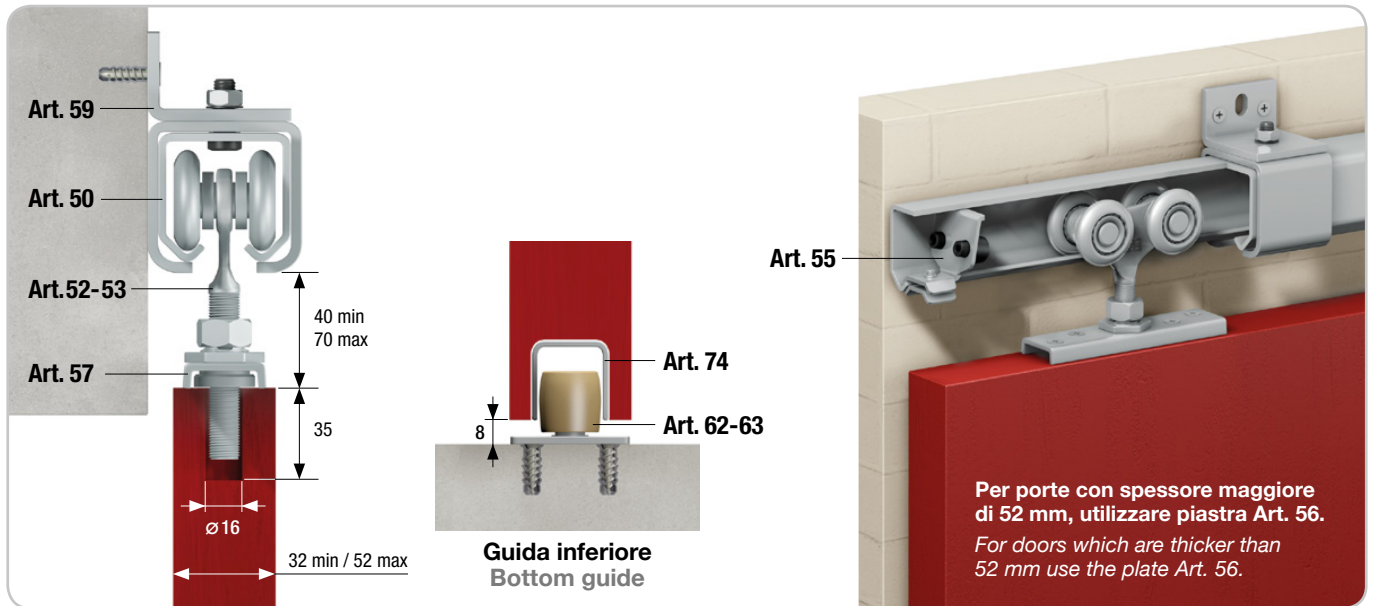
The series **ROLL-GE 50** includes a wide range of accessories for sliding and folding doors used for different types of application either residential or industrial.

The carrying capacity of the rail and the accessories make this series particularly suitable for the construction of different typologies of facilities for greenhouses, stables and barns, and for the construction of gazebo, sliding covers and tensostructures.

## **PORTATA** CARRYING CAPACITY

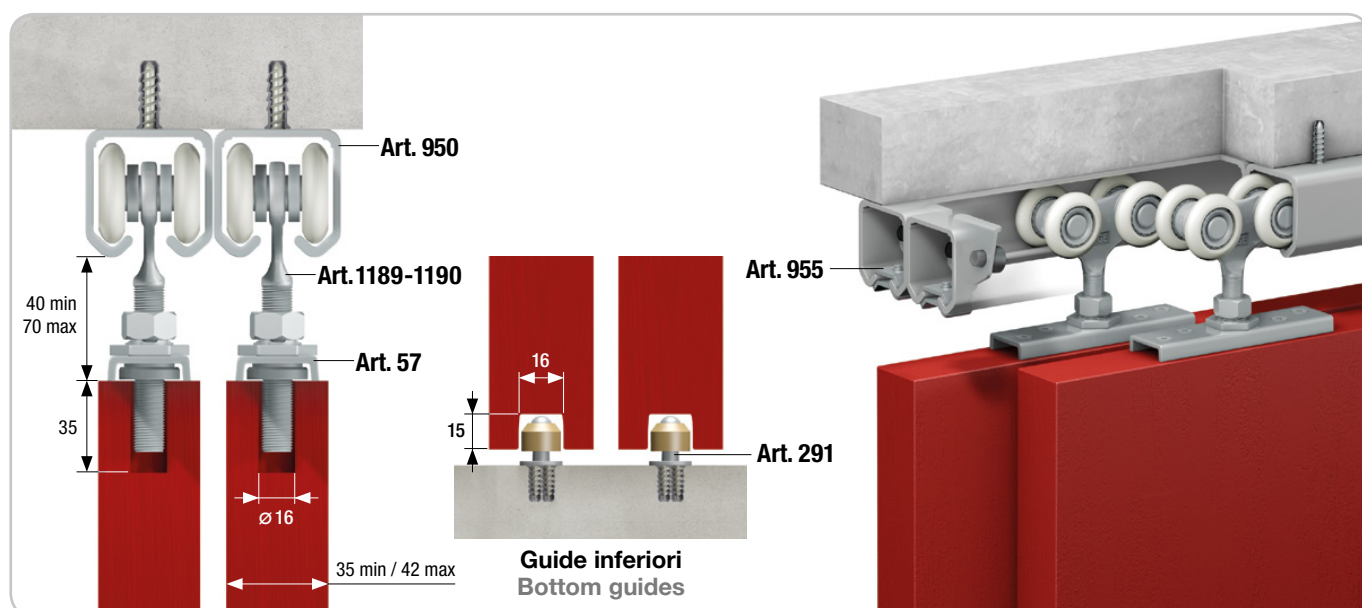
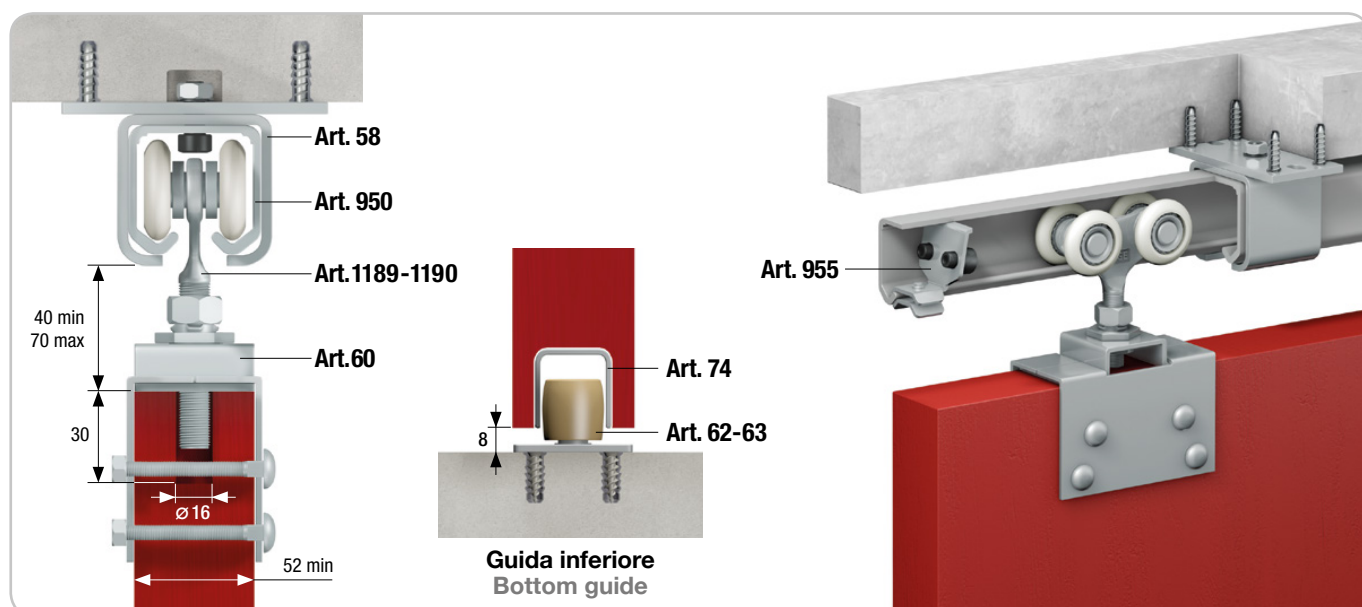
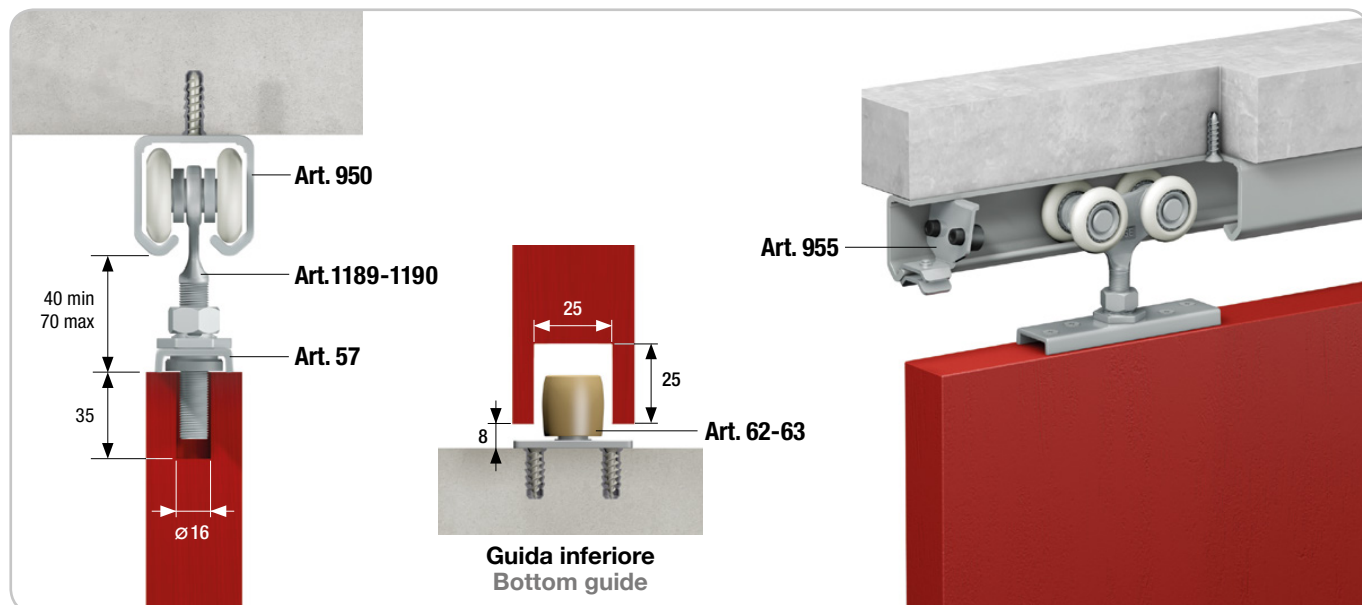
<b>Binario in acciaio</b> Steel track	<b>350 kg</b>
<b>Binario in alluminio</b> Aluminium track	<b>300 kg</b>

**ESEMPI DI APPLICAZIONE CON BINARIO IN ACCIAIO / EXAMPLES OF APPLICATION WITH STEEL TRACK**



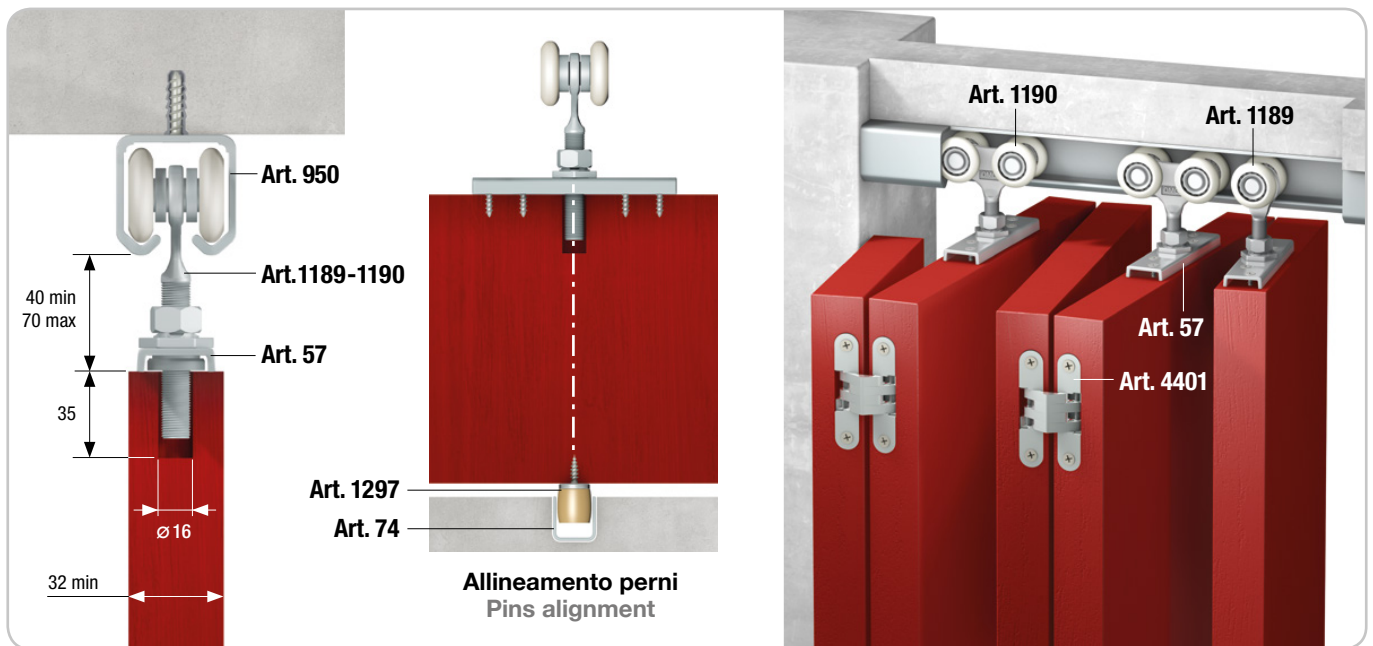
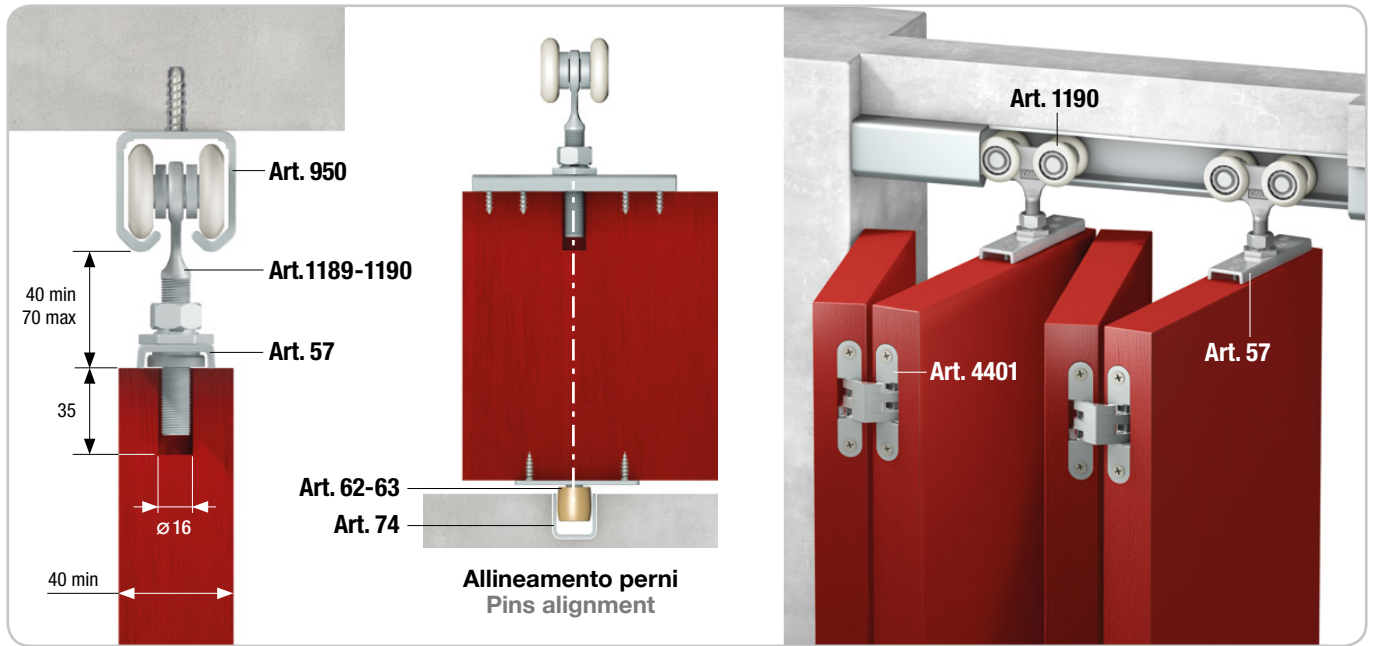


ESEMPI DI APPLICAZIONE CON BINARIO IN ALLUMINIO / EXAMPLES OF APPLICATION WITH ALUMINIUM TRACK





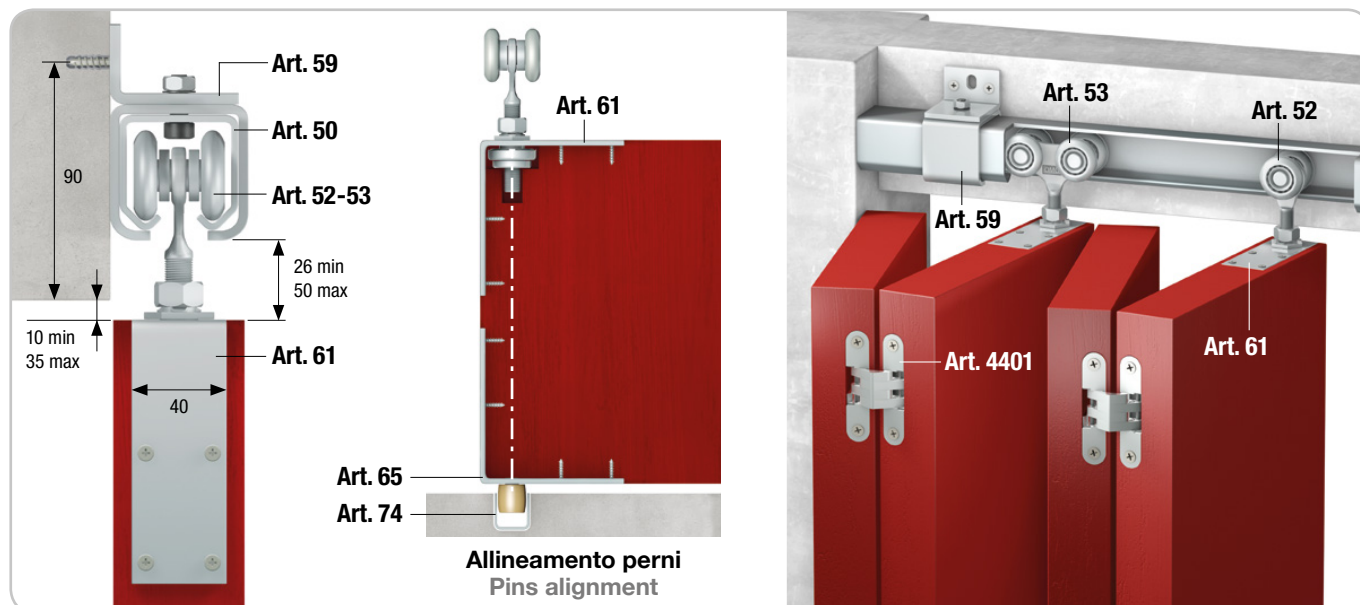
**ESEMPI DI APPLICAZIONI PER PORTE PIEGHEVOLI / EXAMPLES OF APPLICATIONS FOR FOLDING DOORS**



In caso di utilizzo della guida inferiore assicurarsi che il perno filettato del carrello fissato sulla parte superiore della porta e la bussola rotante della guida inferiori siano coassiali.

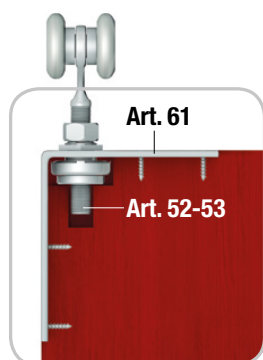
If using the bottom guide, please make sure that the threaded pin of the roller in the upper part of the door and the rotating bottom guide are coaxial.

ESEMPI DI APPLICAZIONI PER PORTE PIEGHEVOLI / EXAMPLES OF APPLICATIONS FOR FOLDING DOORS




Allineamento perni  
Pins alignment

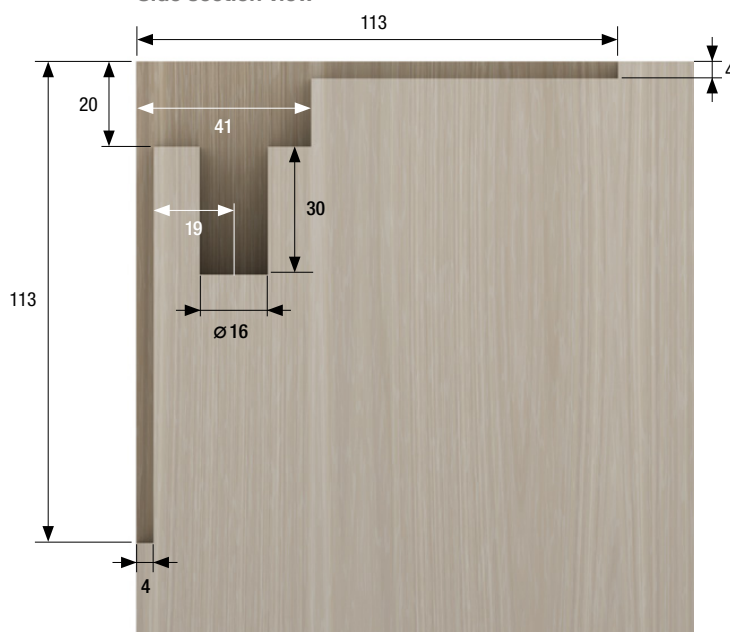
LAVORAZIONE ANTA PER ART. 61 / PROCESSING OF THE DOOR FOR ART.61



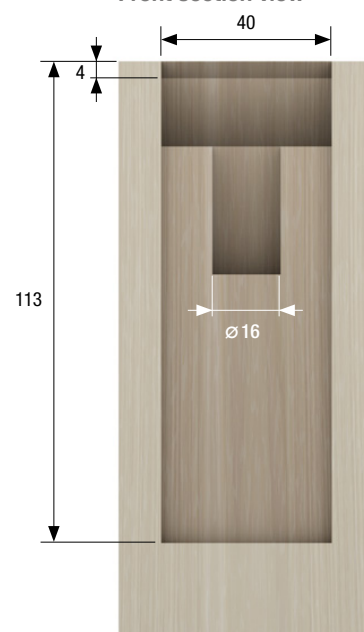
Vista prospettica  
Perspective view



Vista sezione laterale  
Side section view

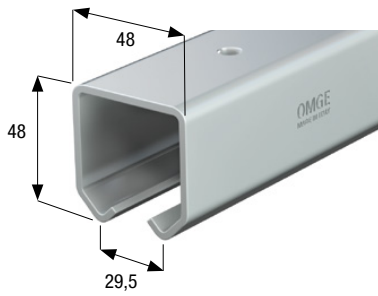


Vista sezione frontale  
Front section view









### Art. 50

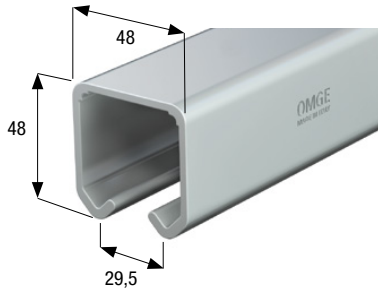
**350 kg**  
Portata massima  
Carrying capacity

Profilo superiore in acciaio zincato con fori mm 8,5. Spessore mm 2.  
Galvanized steel upper track with holes mm 8,5. Thickness mm 2.

### Art. 273

Profilo in acciaio zincato senza fori | Galvanized steel track without holes

Misure standard | Standard lengths m 3 - m 4 - m 5 - m 6




### Art. 950

**300 kg**  
Portata massima  
Carrying capacity

Profilo superiore in alluminio naturale. Spessore mm 3.  
Natural aluminium upper track. Thickness mm 3.

Misure standard | Standard lengths m 3 - m 4 - m 5 - m 6



### Art. 52

**160 kg**  
Portata massima  
Carrying capacity

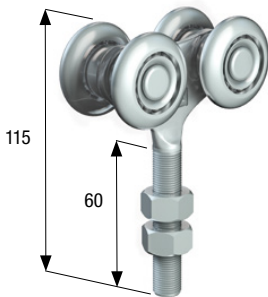
Carrello regolabile in acciaio con perno M12 e ruote  $\varnothing$  mm 38 in acciaio a completa corona di sfere.

Steel adjustable roller with M12 pin and  $\varnothing$  mm 38 ball bearing steel wheels.



### Art. 1189 | 85 kg

Carrello con ruote in delrin | Roller with delrin wheels



### Art. 53

**220 kg**  
Portata massima  
Carrying capacity


Carrello regolabile in acciaio con perno M12 e ruote  $\varnothing$  mm 38 in acciaio a completa corona di sfere.

Steel adjustable roller with M12 pin and  $\varnothing$  mm 38 ball bearing steel wheels.



### Art. 1190 | 130 kg

Carrello con ruote in delrin | Roller with delrin wheels

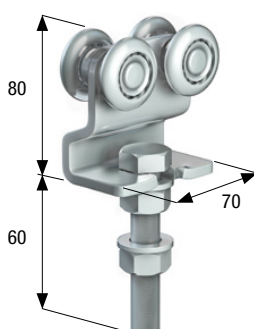


### Art. 1272

**110 kg**  
Portata massima  
Carrying capacity

Carrello regolabile in acciaio con perno M16 e ruote  $\varnothing$  mm 38 in acciaio a completa corona di sfere.

Steel adjustable roller with M16 pin and  $\varnothing$  mm 38 ball bearing steel wheels.



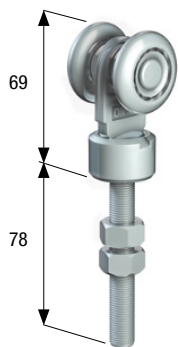
### Art. 1273

**160 kg**  
Portata massima  
Carrying capacity

Carrello regolabile in acciaio con perno M16 e ruote  $\varnothing$  mm 38 in acciaio a completa corona di sfere.

Steel adjustable roller with M16 pin and  $\varnothing$  mm 38 ball bearing steel wheels.





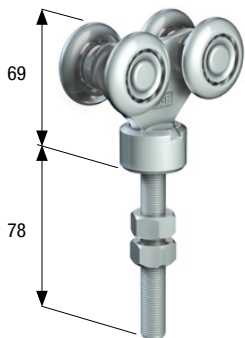
**Art. 78**

**160 kg**  
Portata massima  
Carrying capacity

**GIREVOLE**  
ROTATING

Carrello regolabile in acciaio con perno girevole M12 e ruote  $\varnothing$  mm 38 in acciaio a completa corona di sfere.

Steel adjustable roller with M12 rotating pin and  $\varnothing$  mm 38 ball bearing steel wheels.



**Art. 79**

**220 kg**  
Portata massima  
Carrying capacity

**GIREVOLE**  
ROTATING

Carrello regolabile in acciaio con perno girevole M12 e ruote  $\varnothing$  mm 38 in acciaio a completa corona di sfere.

Steel adjustable roller with M12 rotating pin and  $\varnothing$  mm 38 ball bearing steel wheels.



**Art. 600**

**160 kg**  
Portata massima  
Carrying capacity

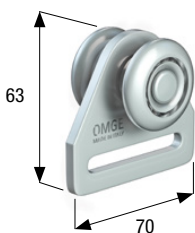
Carrello in acciaio con ruote  $\varnothing$  mm 38 in acciaio a completa corona di sfere.

Steel roller with  $\varnothing$  mm 38 ball bearing steel wheels.



**Art. 601 | 85 kg**

Carrello con ruote in delrin | Roller with delrin wheels



**Art. 603**

**160 kg**  
Portata massima  
Carrying capacity

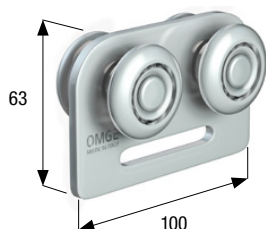
Carrello in acciaio con ruote  $\varnothing$  mm 38 in acciaio a completa corona di sfere.

Steel roller with  $\varnothing$  mm 38 ball bearing steel wheels.



**Art. 604 | 85 kg**

Carrello con ruote in delrin | Roller with delrin wheels



**Art. 1368**

**210 kg**  
Portata massima  
Carrying capacity

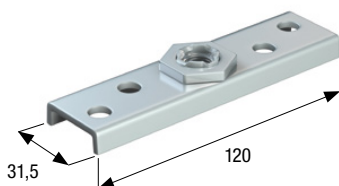
Carrello in acciaio con ruote  $\varnothing$  mm 38 in acciaio a completa corona di sfere.

Steel roller with  $\varnothing$  mm 38 ball bearing steel wheels.



**Art. 606 | 130 kg**

Carrello con ruote in delrin | Roller with delrin wheels



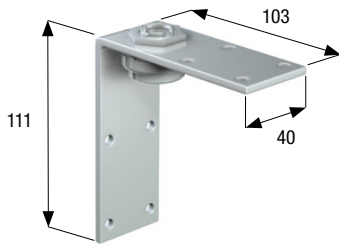
**Art. 57**

**girevole**  
rotating

Piastra di sospensione rotante in acciaio per perno M12. Spessore porta minimo mm 32.

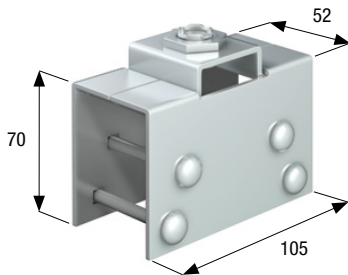
Steel rotating suspension plate for M12 pin. Minimum door thickness mm 32.






**Art. 61**  
girevole  
rotating

Piastra di sospensione laterale rotante in acciaio per perno M12. Spessore porta minimo mm 40.  
Steel rotating side suspension plate for M12 pin. Minimum door thickness mm 40.



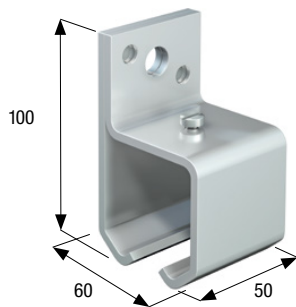
**Art. 60**  
GIREVOLE  
ROTATING

Piastra di sospensione rotante in acciaio con ganasce per perno M12. Spessore porta minimo mm 52.  
Steel rotating clamp suspension plate for M12 pin. Minimum door thickness mm 52.



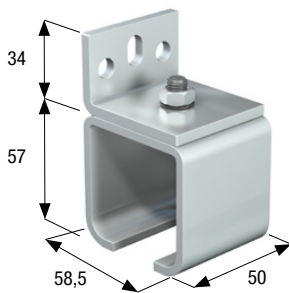
**Art. 1257**  
GIREVOLE  
ROTATING

Piastra di sospensione rotante in acciaio per perno M16. Spessore porta minimo mm 46.  
Steel rotating suspension plate for M16 pin. Minimum door thickness mm 46.




**Art. 1166**

Staffa in acciaio per applicazione a parete del profilo superiore.  
Face fixing steel bracket for the upper track.



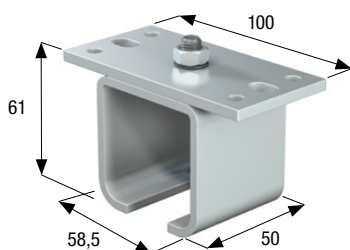
**Art. 59**

Staffa in acciaio per applicazione a parete del profilo superiore.  
Face fixing steel bracket for the upper track.



**Art. 56**

Staffa a murare in acciaio per applicazione del profilo superiore.  
Wall fixing steel bracket for the upper track.



**Art. 58**

Staffa in acciaio per applicazione a soffitto del profilo superiore.  
Ceiling fixing steel bracket for the upper track.

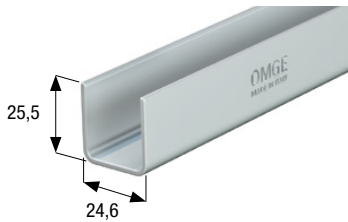


**Art. 55**

Ferma porte per profilo superiore in acciaio.  
Door stop for the steel upper profile.

**Art. 955**


Ferma porte per profilo superiore in alluminio.  
Door stop for the aluminium upper profile.



**Art. 74**

Profilo inferiore in acciaio zincato.  
Galvanized steel guide track.

Misure standard | Standard lengths m 5 - m 6




**Art. 62**

Guida in acciaio con bussola rotante in ottone  $\varnothing$  mm 20.  
Steel guide with rotating brass pin  $\varnothing$  mm 20.

**Art. 584**

Guida in acciaio con bussola rotante in nylon  $\varnothing$  mm 20.  
Steel guide with rotating nylon pin  $\varnothing$  mm 20.




**Art. 63**

Guida in acciaio con bussola rotante in ottone  $\varnothing$  mm 20.  
Steel guide with rotating brass pin  $\varnothing$  mm 20.

**Art. 585**

Guida in acciaio con bussola rotante in nylon  $\varnothing$  mm 20.  
Steel guide with rotating nylon pin  $\varnothing$  mm 20.

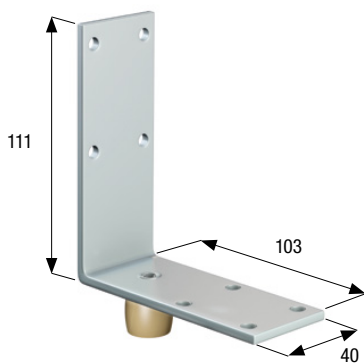


**Art. 76**

Guida in acciaio con doppia bussola rotante in ottone  $\varnothing$  mm 20.  
Steel guide with double rotating brass pin  $\varnothing$  mm 20.

**Art. 588**

Guida in acciaio con doppia bussola rotante in nylon  $\varnothing$  mm 20.  
Steel guide with double rotating nylon pin  $\varnothing$  mm 20.



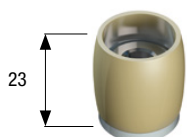
**Art. 65**

Guida laterale in acciaio con bussola rotante in ottone  $\varnothing$  mm 20.  
Spessore porta minimo 40 mm.

Steel side guide with rotating brass pin  $\varnothing$  mm 20.  
Minimum door thickness 40 mm.

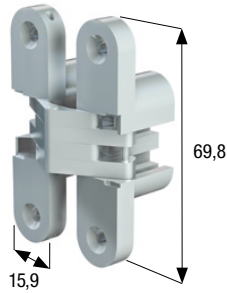
**Art. 591**

Guida in acciaio con bussola rotante in nylon  $\varnothing$  mm 20.  
Steel guide with rotating nylon pin  $\varnothing$  mm 20.



**Art. 1297**


Bussola rotante in ottone  $\varnothing$  mm 20.  
Rotating brass pin  $\varnothing$  mm 20.



### Art. 4401

Cerniera invisibile mm 69,8 x 15,9 in acciaio e zama.  
Finiture ottonato e nickelato.


Invisible hinge mm 69,8 x 15,9 made of steel and zinc alloy.  
Finishes brass and nickel plated.



### Art. 4402

Cerniera invisibile mm 95,6 x 19,6 in acciaio e zama.  
Finiture ottonato e nickelato.

Invisible hinge mm 95,6 x 19,6 made of steel and zinc alloy.  
Finishes brass and nickel plated.



### Art. 291

Guida in acciaio con bussola rotante in ottone  $\varnothing$  mm 14.  
Spessore porta minimo 15 mm.

Steel guide with rotating brass pin  $\varnothing$  mm 14.  
Minimum door thickness 15 mm.





# ROLL-GE APO

La serie **ROLL-GE APO** comprende una vasta gamma di accessori per porte scorrevoli e pieghevoli che trovano utilizzo in applicazioni simili a quelle della serie ROLL-GE 50, con una portata di 100 Kg in più e con la possibilità di utilizzare carrelli ad interasse ridotto con ruote da mm 38 o mm 44.

Con riferimento al fissaggio del binario, disponibile solamente nella versione in acciaio, la serie degli accessori include solamente la staffa a murare e non comprende la normale staffa di fissaggio al muro con tasselli presente in tutte le altre serie.

In alternativa il fissaggio può avvenire forando il binario e fissandolo al soffitto.

The series **ROLL-GE APO** includes a wide range of accessories for sliding and folding doors used for applications similar to those indicated for the series ROLL-GE 50, with an increase of carrying capacity equivalent to 100 Kg and with the possibility to use rollers with wheels (ø 38 and 44 mm) at a shorter distance.

The track is available only made of steel and the range of accessories does not include the face fixing bracket which is normally present in all the series.

The track can also be fixed to the soffit drilling the holes in the rail and using the proper fixing hardware.

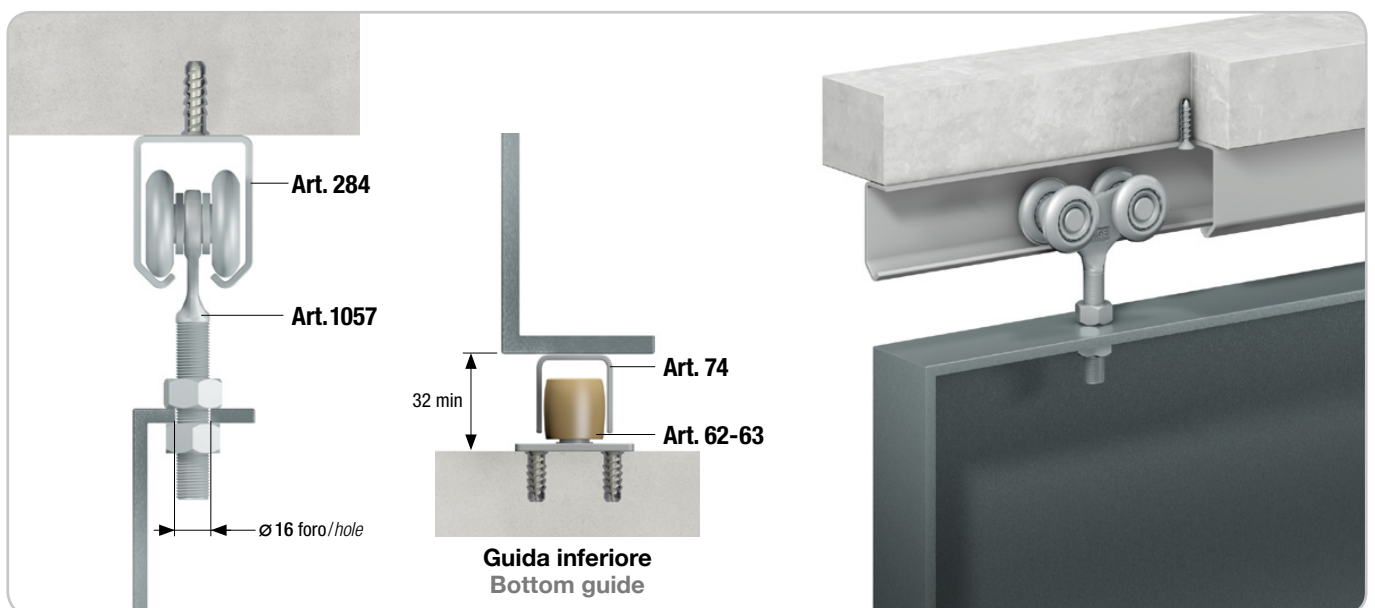
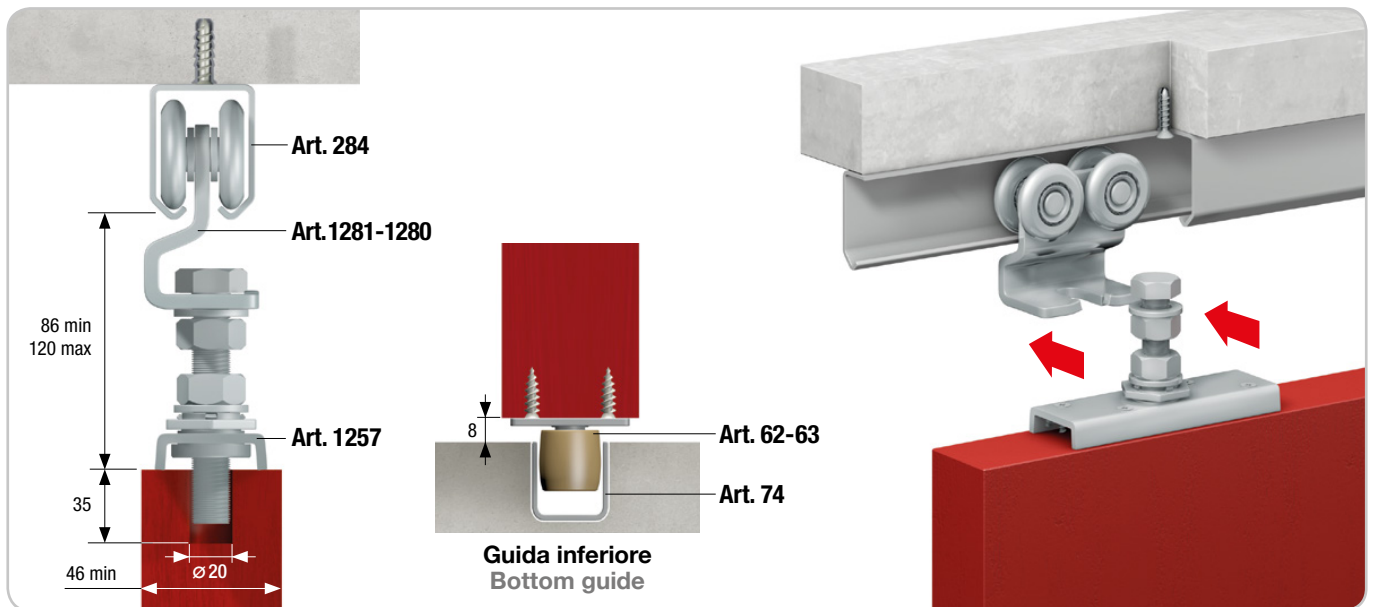
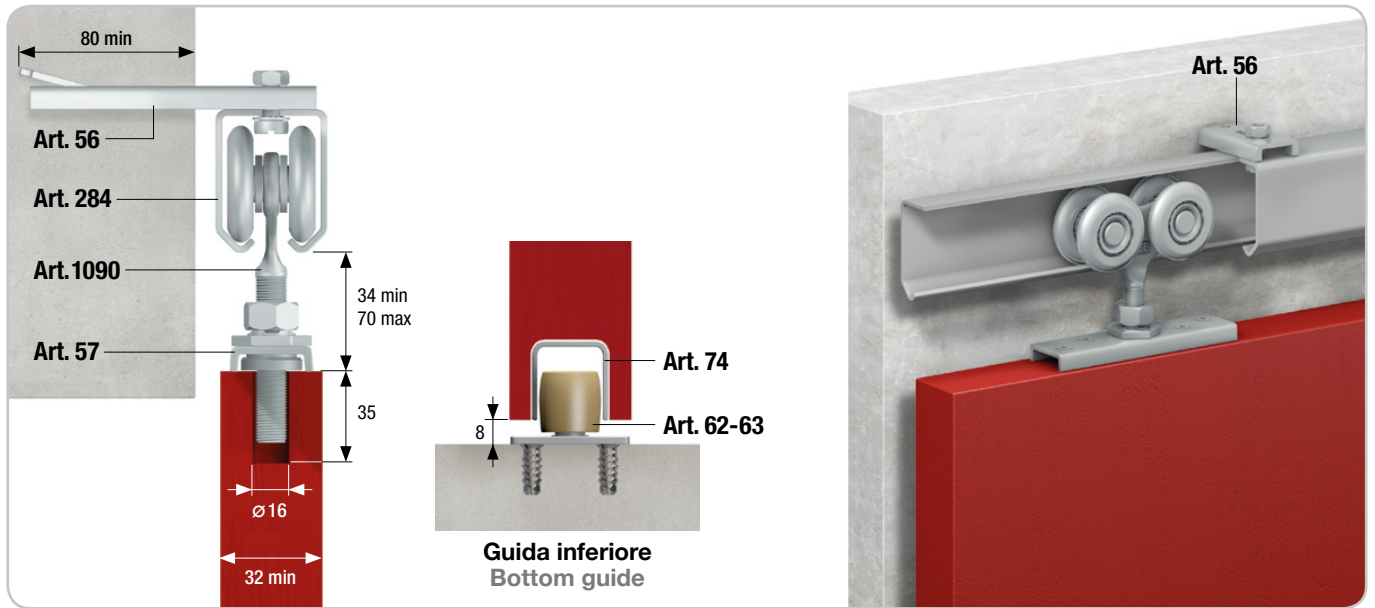
## **PORTATA** CARRYING CAPACITY

**Binario in acciaio**  
Steel track

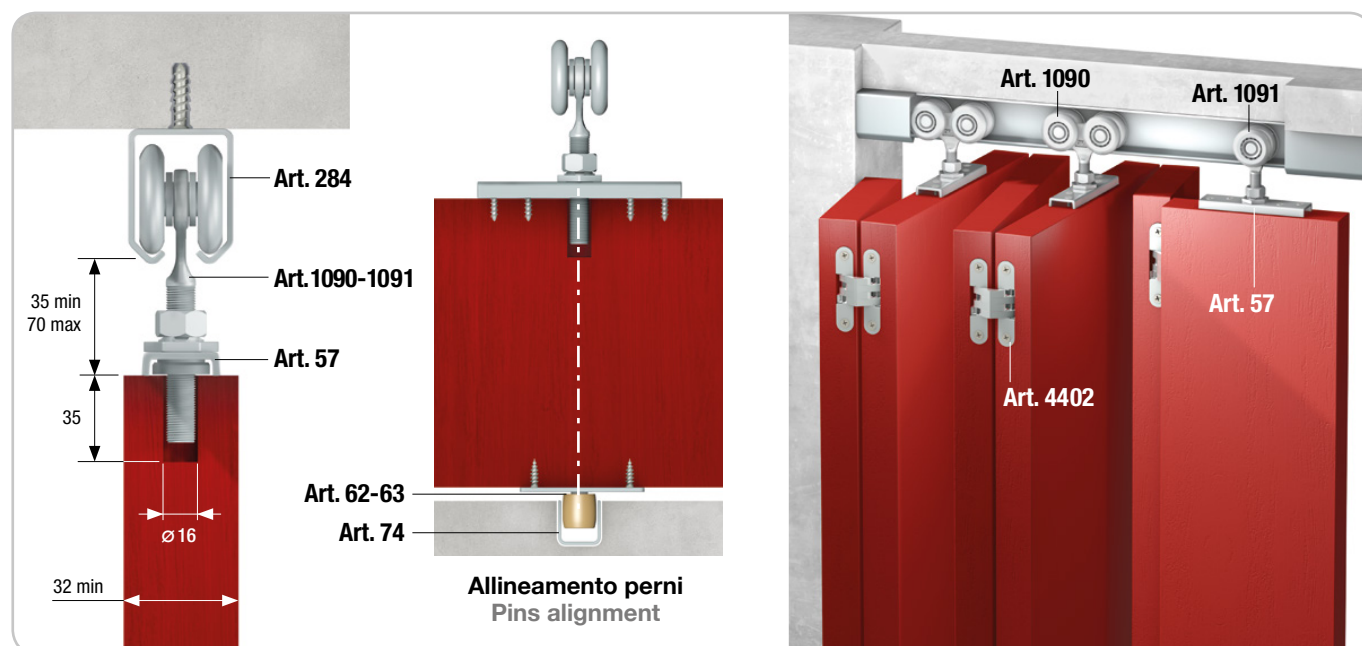
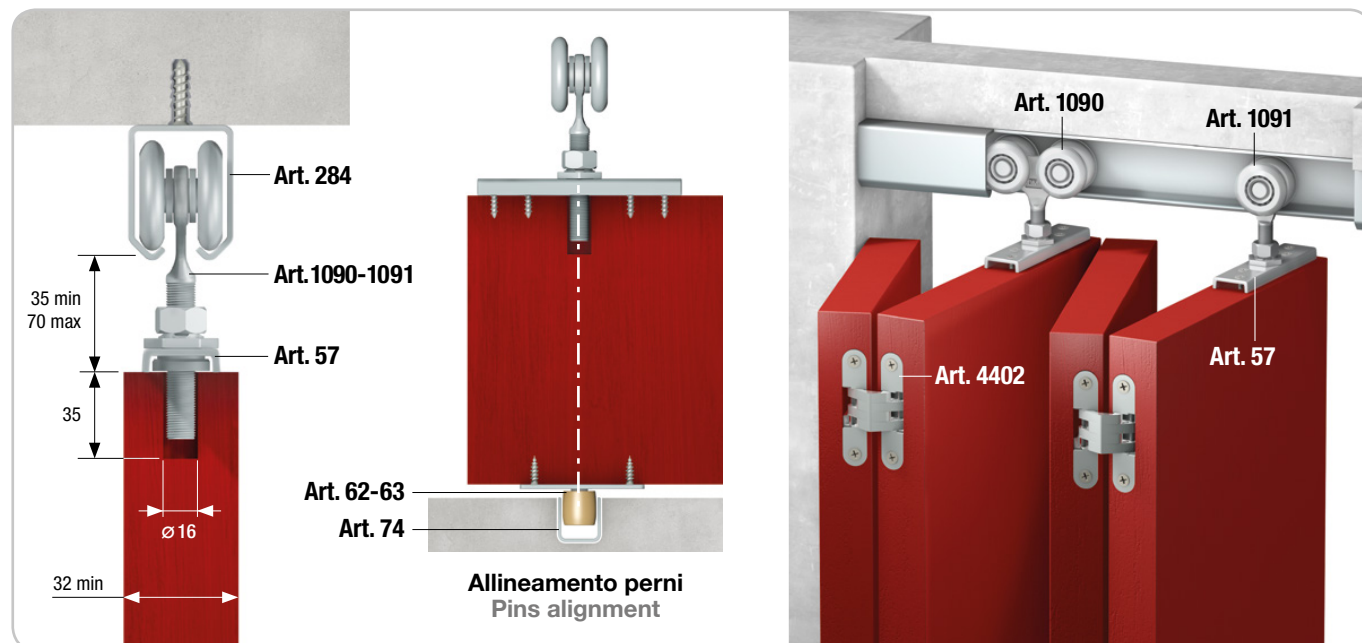
**450 kg**



**ESEMPI DI APPLICAZIONE CON BINARIO IN ACCIAIO / EXAMPLES OF APPLICATION WITH STEEL TRACK**



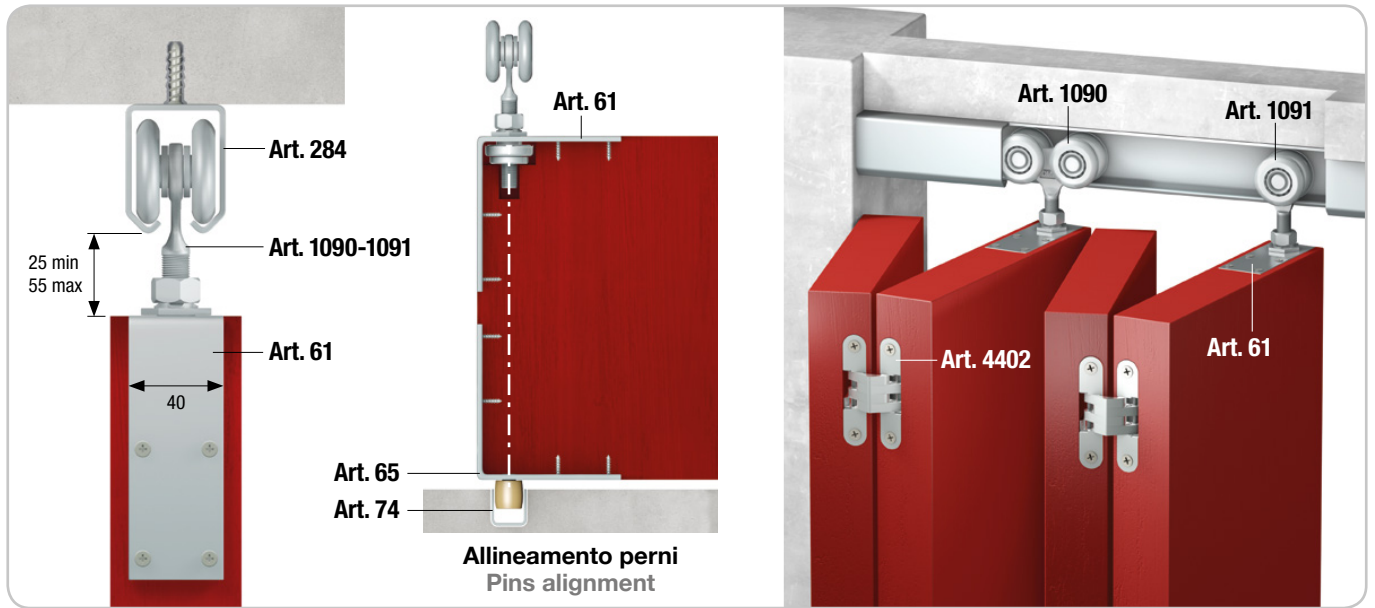
ESEMPI DI APPLICAZIONI PER PORTE PIEGHEVOLI / EXAMPLES OF APPLICATIONS FOR FOLDING DOORS




In caso di utilizzo della guida inferiore assicurarsi che il perno filettato del carrello fissato sulla parte superiore della porta e la bussola rotante della guida inferiori siano coassiali.

If using the bottom guide, please make sure that the threaded pin of the roller in the upper part of the door and the rotating bottom guide are coaxial.

**ESEMPI DI APPLICAZIONI PER PORTE PIEGHEVOLI / EXAMPLES OF APPLICATIONS FOR FOLDING DOORS**



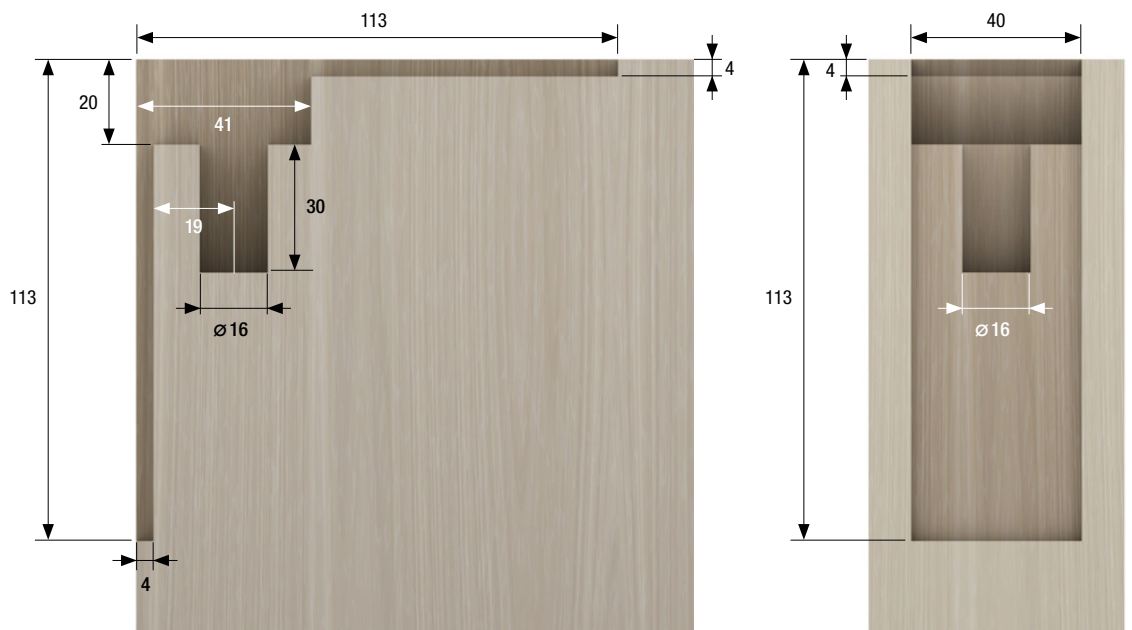
**LAVORAZIONE ANTA PER ART. 61 / PROCESSING OF THE DOOR FOR ART.61**

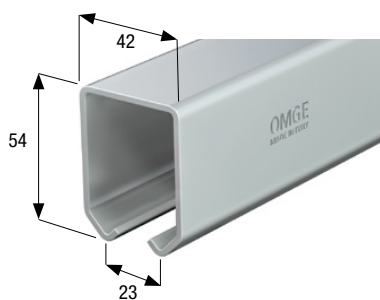


**Vista prospettica**  
Perspective view

**Vista sezione laterale**  
Side section view

**Vista sezione frontale**  
Front section view






## Art. 284

**450 kg**  
Portata massima  
Carrying capacity

Profilo superiore in acciaio zincato. Spessore mm 2,5.  
Galvanized steel upper track. Thickness mm 2,5.

Misura standard | Standard length m 6




## Art. 1091

**160 kg**  
Portata massima  
Carrying capacity

Carrello regolabile in acciaio con perno M12 e ruote  $\varnothing$  mm 44 in acciaio a completa corona di sfere.

Steel adjustable roller with M12 pin and  $\varnothing$  mm 44 ball bearing steel wheels.




## Art. 1090

**220 kg**  
Portata massima  
Carrying capacity

Carrello regolabile in acciaio con perno M12 e ruote  $\varnothing$  mm 44 in acciaio a completa corona di sfere.

Steel adjustable roller with M12 pin and  $\varnothing$  mm 44 ball bearing steel wheels.

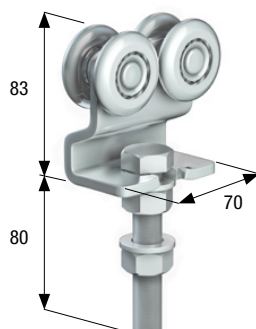


## Art. 1280

**110 kg**  
Portata massima  
Carrying capacity

Carrello regolabile in acciaio con perno M16 e ruote  $\varnothing$  mm 44 in acciaio a completa corona di sfere.

Steel adjustable roller with M16 pin and  $\varnothing$  mm 44 ball bearing steel wheels.



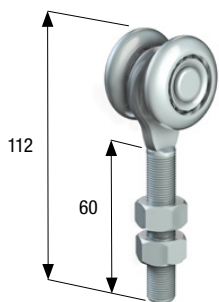
## Art. 1281

**160 kg**  
Portata massima  
Carrying capacity

Carrello regolabile in acciaio con perno M16 e ruote  $\varnothing$  mm 44 in acciaio a completa corona di sfere.

Steel adjustable roller with M16 pin and  $\varnothing$  mm 44 ball bearing steel wheels.





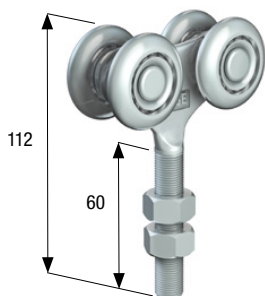
**Art. 1058**

**160 kg**

Portata massima  
Carrying capacity

Carrello regolabile in acciaio con perno M12 e ruote ø mm 38 in acciaio a completa corona di sfere.

Steel adjustable roller with M12 pin and ø mm 38 ball bearing steel wheels.



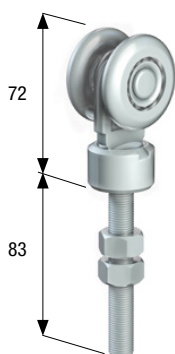
**Art. 1057**

**220 kg**

Portata massima  
Carrying capacity

Carrello regolabile in acciaio con perno M12 e ruote ø mm 38 in acciaio a completa corona di sfere.

Steel adjustable roller with M12 pin and ø mm 38 ball bearing steel wheels.



**Art. 1290**

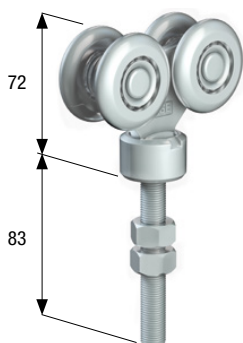
**160 kg**

Portata massima  
Carrying capacity

**GIREVOLE**  
ROTATING

Carrello regolabile in acciaio con perno girevole M12 e ruote ø mm 44 in acciaio a completa corona di sfere.

Steel adjustable roller with M12 rotating pin and ø mm 44 ball bearing steel wheels.



**Art. 1291**


**220 kg**

Portata massima  
Carrying capacity

**GIREVOLE**  
ROTATING

Carrello regolabile in acciaio con perno girevole M12 e ruote ø mm 44 in acciaio a completa corona di sfere.

Steel adjustable roller with M12 rotating pin and ø mm 44 ball bearing steel wheels.



**Art. 1078**

**160 kg**

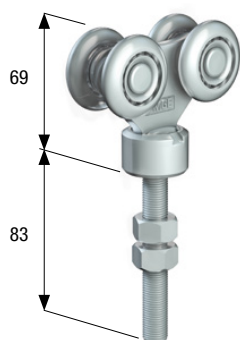
Portata massima  
Carrying capacity

**GIREVOLE**  
ROTATING

Carrello regolabile in acciaio con perno girevole M12 e ruote ø mm 38 in acciaio a completa corona di sfere.

Steel adjustable roller with M12 rotating pin and ø mm 38 ball bearing steel wheels.





**Art. 1079**

**220 kg**  
Portata massima  
Carrying capacity

**GIREVOLE**  
ROTATING

Carrello regolabile in acciaio con perno girevole M12 e ruote  $\varnothing$  mm 38 in acciaio a completa corona di sfere.

Steel adjustable roller with M12 rotating pin and  $\varnothing$  mm 38 ball bearing steel wheels.




**Art. 602**

**160 kg**  
Portata massima  
Carrying capacity

Carrello in acciaio con ruote  $\varnothing$  mm 44 in acciaio a completa corona di sfere.

Steel roller with  $\varnothing$  mm 44 ball bearing steel wheels.

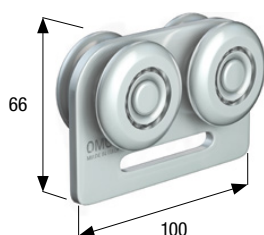


**Art. 605**

**160 kg**  
Portata massima  
Carrying capacity

Carrello in acciaio con ruote  $\varnothing$  mm 44 in acciaio a completa corona di sfere.

Steel roller with  $\varnothing$  mm 44 ball bearing steel wheels.

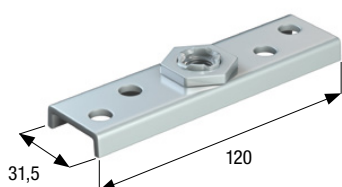


**Art. 1362**

**210 kg**  
Portata massima  
Carrying capacity

Carrello in acciaio con ruote  $\varnothing$  mm 44 in acciaio a completa corona di sfere.

Steel roller with  $\varnothing$  mm 44 ball bearing steel wheels.

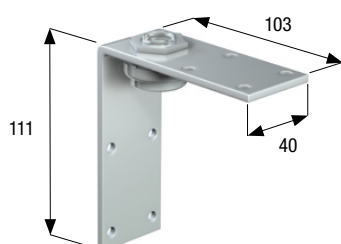


**Art. 57**

**GIREVOLE**  
ROTATING

Piastra di sospensione rotante in acciaio per perno M12. Spessore porta minimo mm 32.

Steel rotating suspension plate for M12 pin. Minimum door thickness mm 32.

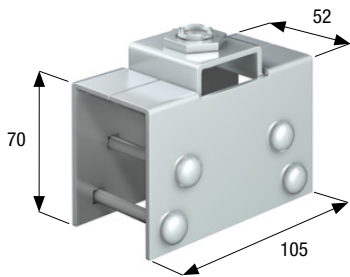


**Art. 61**

**GIREVOLE**  
ROTATING


Piastra di sospensione laterale rotante in acciaio per perno M12. Spessore porta minimo mm 40.

Steel rotating side suspension plate for M12 pin. Minimum door thickness mm 40.




**Art. 60**  
GIREVOLE  
ROTATING

Piastra di sospensione rotante con ganasce in acciaio per perno M12. Spessore porta minimo mm 52.  
Steel rotating clamp suspension plate for M12 pin. Minimum door thickness mm 52.



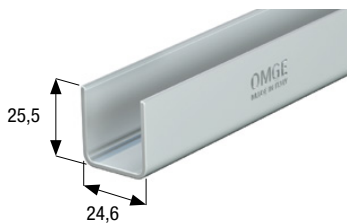
**Art. 1257**  
GIREVOLE  
ROTATING

Piastra di sospensione rotante in acciaio per perno M16. Spessore porta minimo mm 46.  
Steel rotating suspension plate for M16 pin. Minimum door thickness mm 46.



**Art. 56**

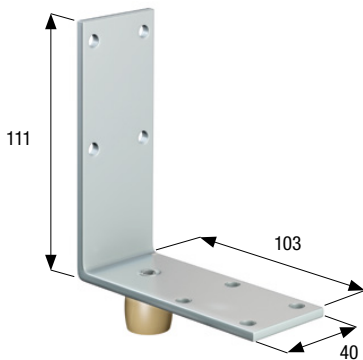
Staffa a murare in acciaio per applicazione del profilo superiore.  
Wall fixing steel bracket for the upper track.



**Art. 74**

Profilo inferiore in acciaio zincato.  
Galvanized steel guide track.

Misure standard | Standard lengths m 5 - m 6




**Art. 65**

Guida laterale in acciaio con bussola rotante in ottone  $\varnothing$  mm 20. Spessore porta minimo 40 mm.  
Steel side guide with rotating brass pin  $\varnothing$  mm 20. Minimum door thickness 40 mm.

**Art. 591**

Guida in acciaio con bussola rotante in nylon  $\varnothing$  mm 20.  
Steel guide with rotating nylon pin  $\varnothing$  mm 20.




**Art. 62**

Guida in acciaio con bussola rotante in ottone  $\varnothing$  mm 20.  
Steel guide with rotating brass pin  $\varnothing$  mm 20.

**Art. 584**

Guida in acciaio con bussola rotante in nylon  $\varnothing$  mm 20.  
Steel guide with rotating nylon pin  $\varnothing$  mm 20.

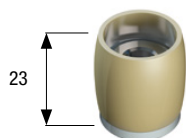


### Art. 63

Guida in acciaio con bussola rotante in ottone  $\varnothing$  mm 20.  
Steel guide with rotating brass pin  $\varnothing$  mm 20.

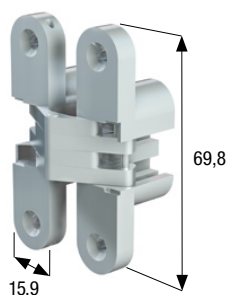
### Art. 585

Guida in acciaio con bussola rotante in nylon  $\varnothing$  mm 20.  
Steel guide with rotating nylon pin  $\varnothing$  mm 20.




### Art. 1297

Bussola rotante in ottone  $\varnothing$  mm 20.  
Rotating brass pin  $\varnothing$  mm 20.



### Art. 4401

Cerniera invisibile mm 69,8 x 15,9 in acciaio e zama.  
Finiture ottonato e nickelato.  
Invisible hinge mm 69,8 x 15,9 made of steel and zinc alloy.  
Finishes brass and nickel plated.



### Art. 4402

Cerniera invisibile mm 95,6 x 19,6 in acciaio e zama.  
Finiture ottonato e nickelato.  
Invisible hinge mm 95,6 x 19,6 made of steel and zinc alloy.  
Finishes brass and nickel plated.







# ROLL-GE 250

La serie **ROLL-GE 250** comprende una vasta gamma di accessori che trovano particolare utilizzo in applicazioni di tipo industriale per porte e portoni scorrevoli e pieghevoli fino ad un massimo di 900 kg.

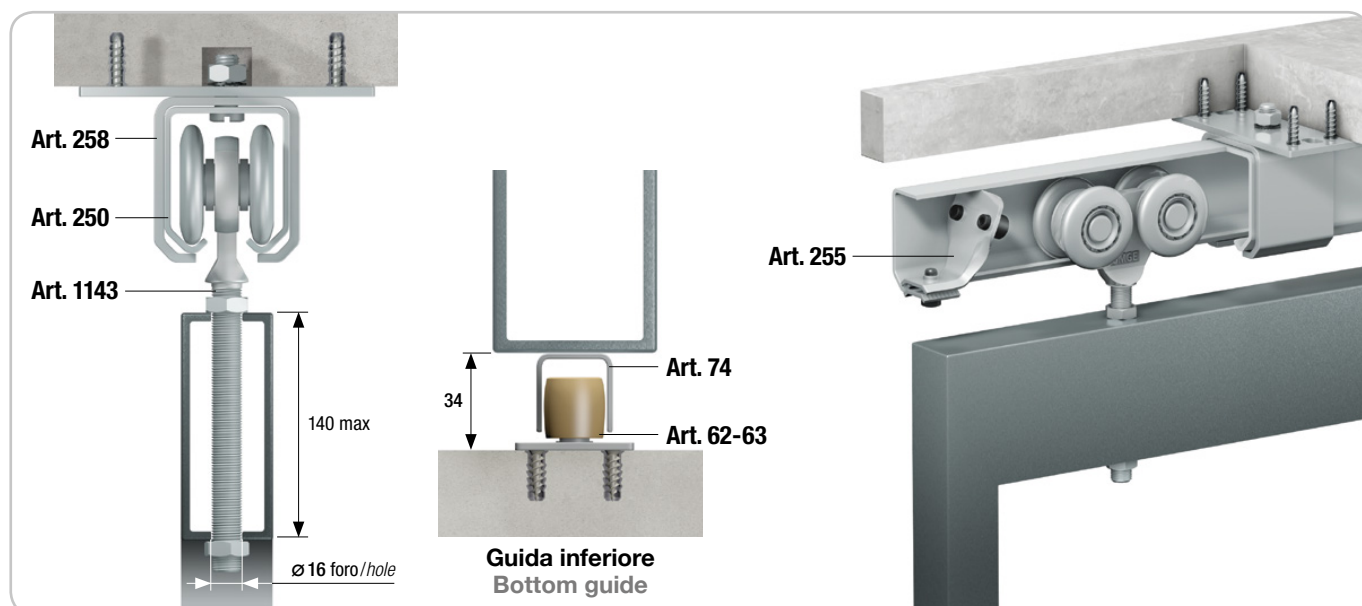
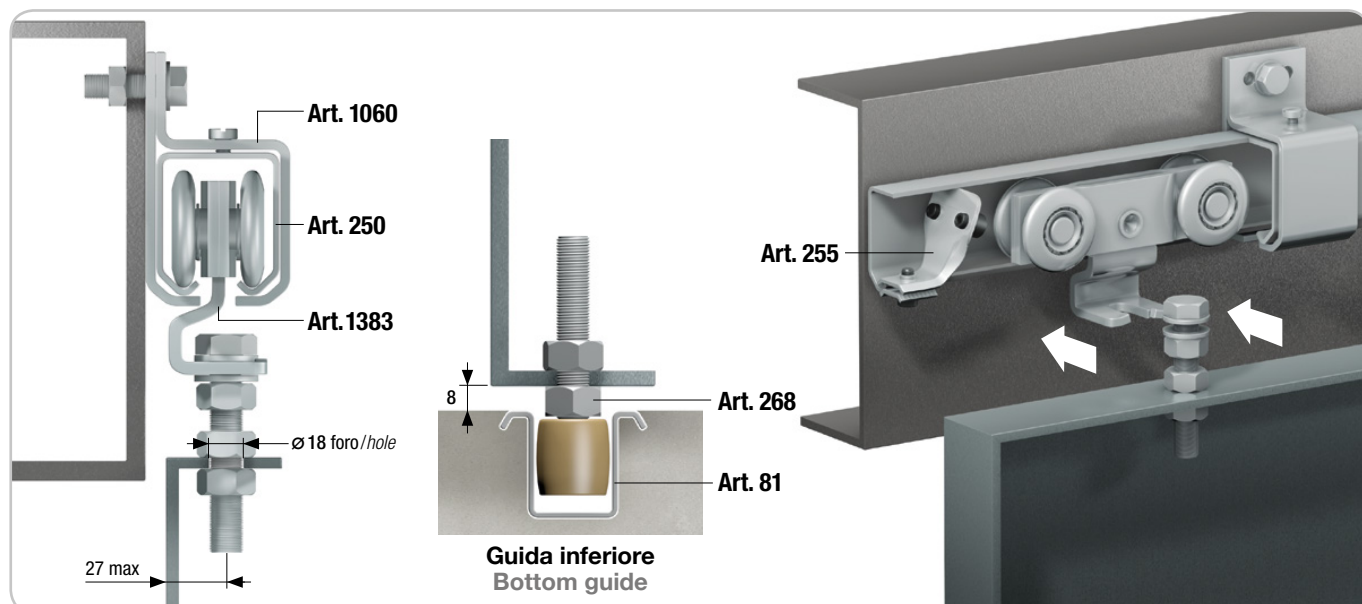
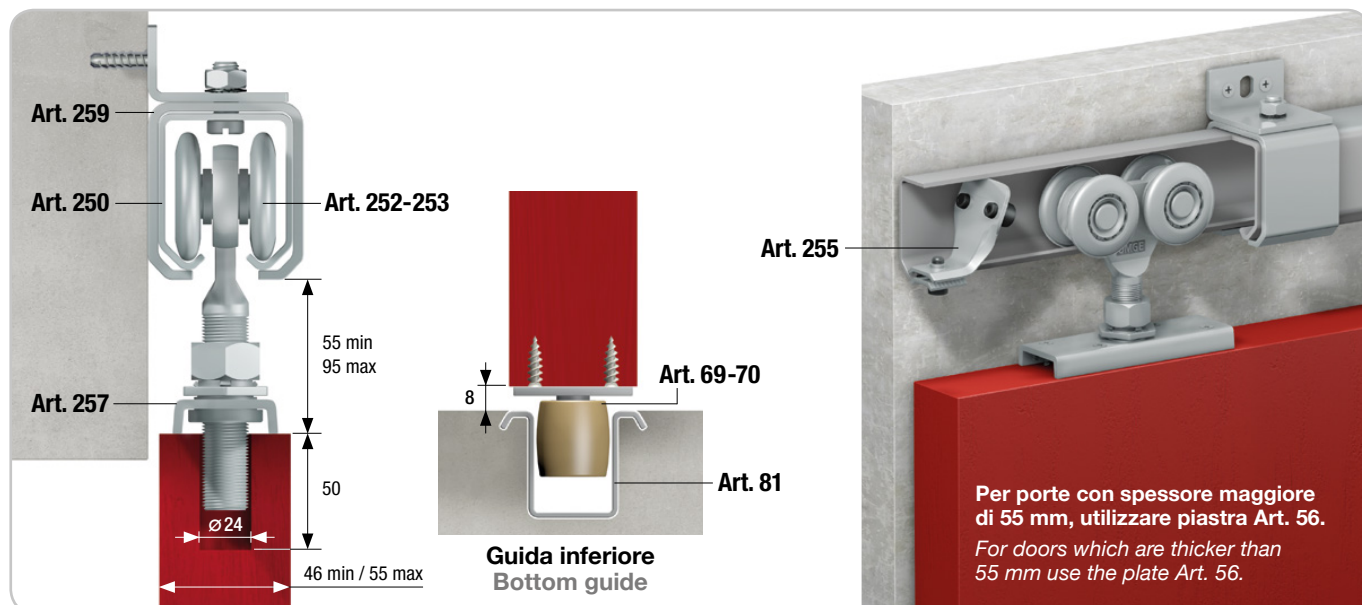
The series **ROLL-GE 250** includes a wide range of accessories used especially for industrial applications involving heavy sliding or folding doors up to 900 kg.

## **PORTATA** CARRYING CAPACITY

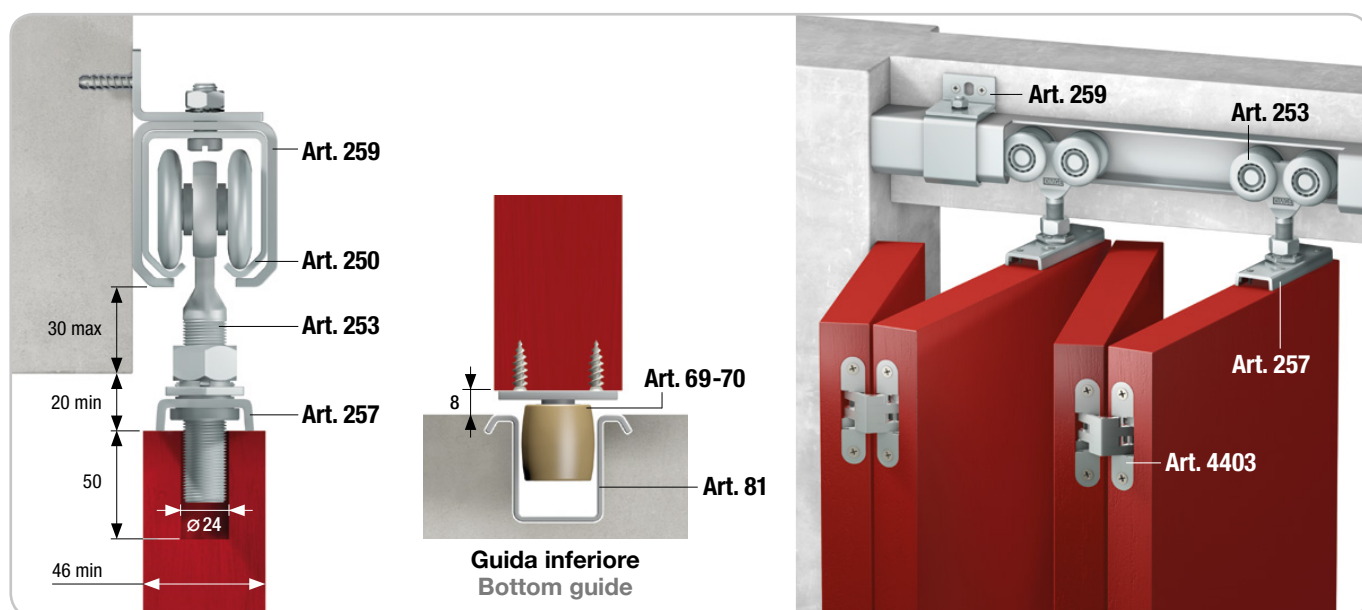
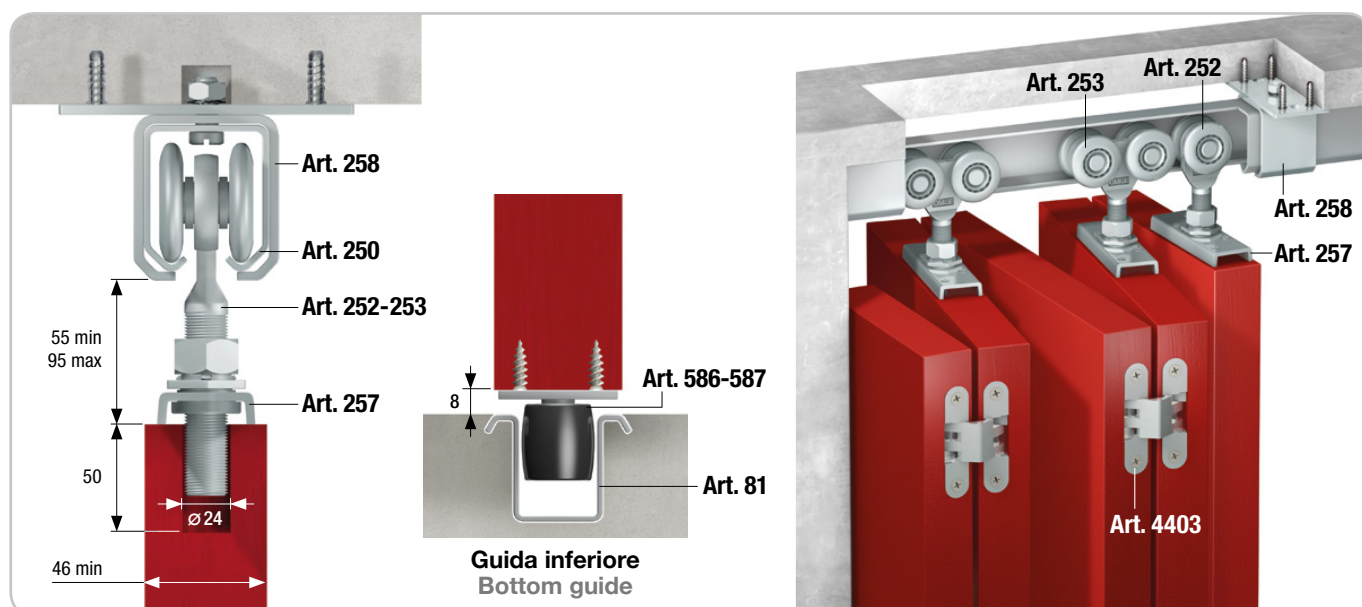
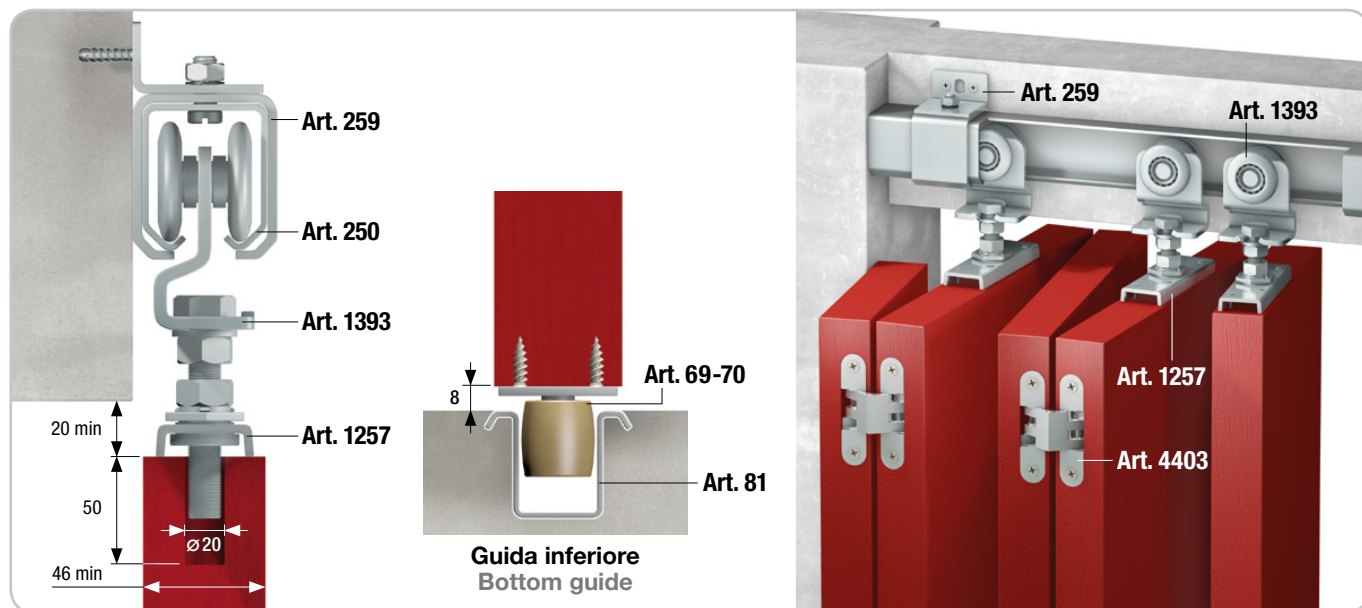
**Binario in acciaio**  
Steel track

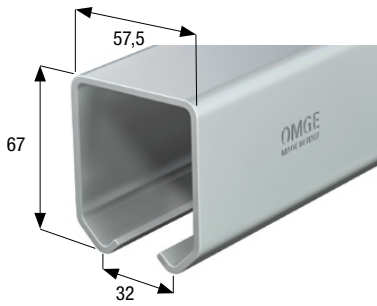
**900 kg**

**ESEMPI DI APPLICAZIONE CON BINARIO IN ACCIAIO / EXAMPLES OF APPLICATION WITH STEEL TRACK**



ESEMPI DI APPLICAZIONI PER PORTE PIEGHEVOLI / EXAMPLES OF APPLICATIONS FOR FOLDING DOORS





**Art. 250**


**900 kg**  
Portata massima  
Carrying capacity

Profilo superiore in acciaio zincato. Spessore mm 3.  
Galvanized steel upper track. Thickness mm 3.

**Art. 248**

Profilo in acciaio zincato con fori mm 10,5.  
Galvanized steel track with holes mm 10,5.

Misure standard | Standard lengths m 3 - m 4 - m 5 - m 6




**Art. 252**

**220 kg**  
Portata massima  
Carrying capacity

Carrello regolabile in acciaio con perno M20 e ruote  $\varnothing$  mm 55 in acciaio a completa corona di sfere.

Steel adjustable roller with M20 pin and  $\varnothing$  mm 55 ball bearing steel wheels.




**Art. 253**

**380 kg**  
Portata massima  
Carrying capacity

Carrello regolabile in acciaio con perno M20 e ruote  $\varnothing$  mm 55 in acciaio a completa corona di sfere.

Steel adjustable roller with M20 pin and  $\varnothing$  mm 55 ball bearing steel wheels.

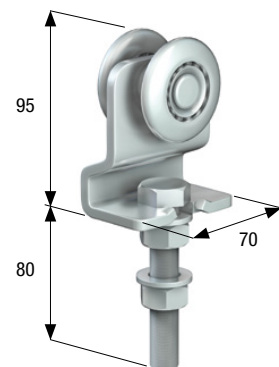


**Art. 1143**

**350 kg**  
Portata massima  
Carrying capacity

Carrello regolabile in acciaio con perno M14 lungo e ruote  $\varnothing$  mm 55 in acciaio a completa corona di sfere.

Steel roller with M14 long pin and  $\varnothing$  mm 55 ball bearing steel wheels.



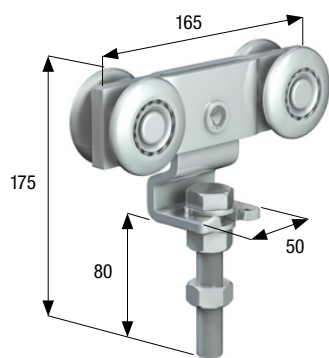
**Art. 1393**

**170 kg**  
Portata massima  
Carrying capacity

Carrello regolabile in acciaio con perno M16 e ruote  $\varnothing$  mm 55 in acciaio a completa corona di sfere.

Steel adjustable roller with M16 pin and  $\varnothing$  mm 55 ball bearing steel wheels.






### Art. 1383

**280 kg**  
Portata massima  
Carrying capacity

Carrello regolabile in acciaio con perno M16 e ruote ø mm 55 in acciaio a completa corona di sfere.

Steel adjustable roller with M16 pin and ø mm 55 ball bearing steel wheels.



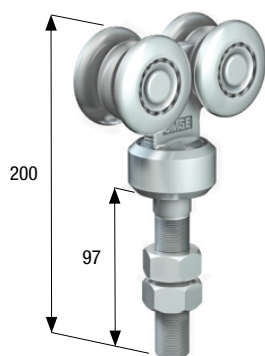
### Art. 262

**220 kg**  
Portata massima  
Carrying capacity

Carrello regolabile in acciaio con perno girevole M20 e ruote ø mm 55 in acciaio a completa corona di sfere.

Steel adjustable roller with M20 rotating pin and ø mm 55 ball bearing steel wheels.

**GIREVOLE**  
ROTATING




### Art. 263

**380 kg**  
Portata massima  
Carrying capacity

Carrello regolabile in acciaio con perno girevole M20 e ruote ø mm 55 in acciaio a completa corona di sfere.

Steel roller roller with M20 rotating pin and ø mm 55 ball bearing steel wheels.

**GIREVOLE**  
ROTATING




### Art. 261

**380 kg**  
Portata massima  
Carrying capacity

Carrello in acciaio a saldare con cerniere, perno M14 e ruote ø mm 55 in acciaio a completa corona di sfere.

Steel roller to be welded with hinges, M14 pin and ø mm 55 ball bearing steel wheels.




**Art. 269**

**380 kg**  
Portata massima  
Carrying capacity

Carrello in acciaio a saldare con cerniera, perno M14 e ruote  $\varnothing$  mm 55 in acciaio a completa corona di sfere.

Steel roller to be welded with hinge, M14 pin and  $\varnothing$  mm 55 ball bearing steel wheels.




**Art. 257**

**GIREVOLE**  
ROTATING

Piastra di sospensione rotante in acciaio per perno M20. Spessore porta minimo mm 46.

Steel rotating suspension plate for M20 pin. Minimum door thickness mm 46.

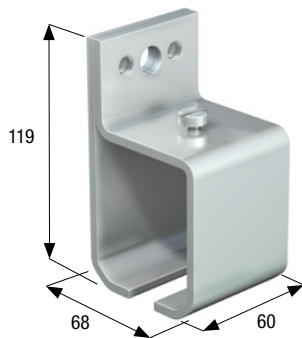


**Art. 1257**

**GIREVOLE**  
ROTATING

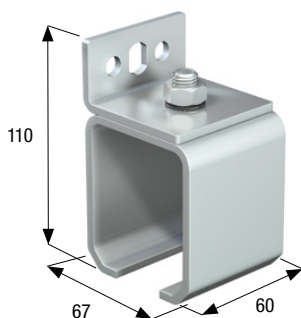
Piastra di sospensione rotante in acciaio per perno M16. Spessore porta minimo mm 46.

Steel rotating suspension plate for M16 pin. Minimum door thickness mm 46.



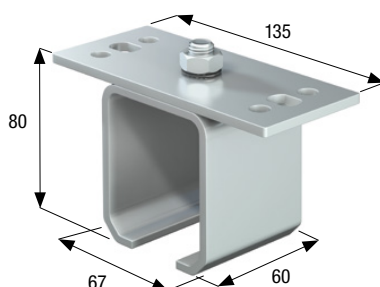
**Art. 1060**

Staffa in acciaio per applicazione a parete del profilo superiore. Face fixing steel bracket for the upper track.



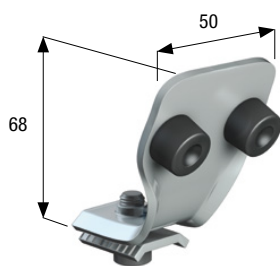
**Art. 259**

Staffa in acciaio per applicazione a parete del profilo superiore. Face fixing steel bracket for the upper track.



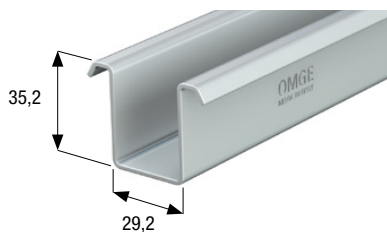
**Art. 258**

Staffa in acciaio per applicazione a soffitto del profilo superiore. Ceiling fixing steel bracket for the upper track.



### Art. 255

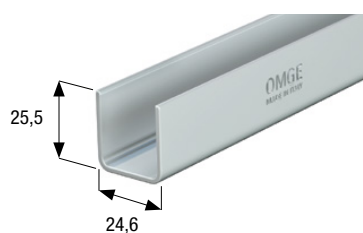
Ferma porte per profilo superiore.  
Door stop for the upper track.



### Art. 81

Profilo inferiore in acciaio zincato.  
Galvanized steel guide track.


Misure standard | Standard lengths m 5 - m 6



### Art. 74

Profilo inferiore in acciaio zincato.  
Galvanized steel guide track.

Misure standard | Standard lengths m 5 - m 6




### Art. 63

Guida in acciaio con bussola rotante in ottone  $\varnothing$  mm 20.  
Steel guide with rotating brass pin  $\varnothing$  mm 20.


### Art. 585

Guida in acciaio con bussola rotante in nylon  $\varnothing$  mm 20.  
Steel guide with rotating nylon pin  $\varnothing$  mm 20.




### Art. 268

Guida in acciaio con perno M12 e bussola rotante in ottone  $\varnothing$  mm 25.  
Steel guide with M12 pin and rotating brass pin  $\varnothing$  mm 25.



### Art. 1271

Guida in acciaio con perno M16 e bussola rotante in ottone  $\varnothing$  mm 34.  
Steel guide with M16 pin and rotating brass pin  $\varnothing$  mm 34.




**Art. 69**

Guida in acciaio con bussola rotante in ottone ø mm 25.  
Steel guide with rotating brass pin ø mm 25.

**Art. 586**

Guida in acciaio con bussola rotante in nylon ø mm 25.  
Steel guide with rotating nylon pin ø mm 25.




**Art. 70**

Guida in acciaio con bussola rotante in ottone ø mm 25.  
Steel guide with rotating brass pin ø mm 25.

**Art. 587**

Guida in acciaio con bussola rotante in nylon ø mm 25.  
Steel guide with rotating nylon pin ø mm 25.

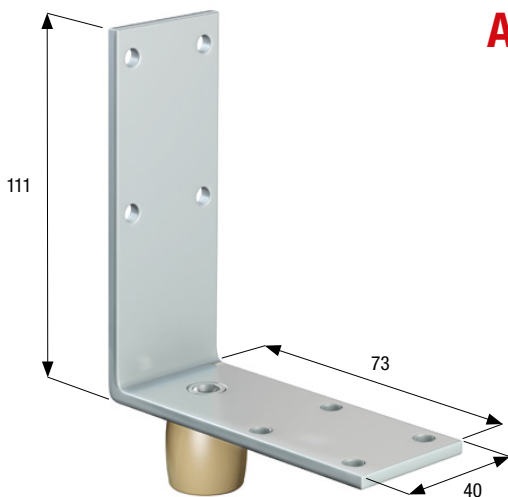


**Art. 77**

Guida in acciaio con doppia bussola rotante in ottone ø mm 25.  
Steel guide with double rotating brass pin ø mm 25.

**Art. 589**

Guida in acciaio con doppia bussola rotante in nylon ø mm 25.  
Steel guide with double rotating nylon pin ø mm 25.

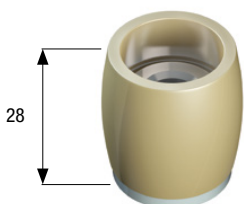


**Art. 73**

Guida laterale in acciaio con bussola rotante in ottone ø mm 25.  
Spessore porta minimo mm 42.  
Steel side guide with rotating brass pin ø mm 25.  
Minimum door thickness mm 42.

**Art. 592**

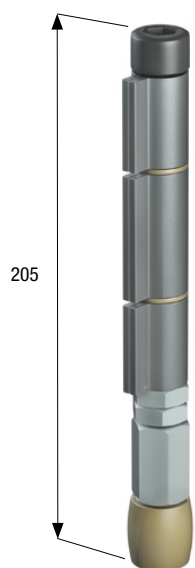
Guida laterale in acciaio con bussola rotante in nylon ø mm 25.  
Steel side guide with rotating nylon pin ø mm 25.



**Art. 1298**

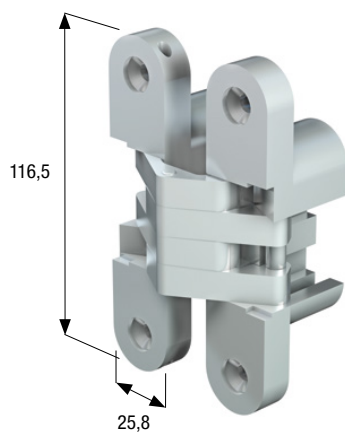
Bussola rotante in ottone ø mm 25.  
Rotating brass pin ø mm 25.







**Art. 264**

Guida in acciaio a saldare con bussola rotante in ottone  $\varnothing$  mm 25.  
Steel guide to be welded with rotating brass pin  $\varnothing$  mm 25.



**Art. 4403**

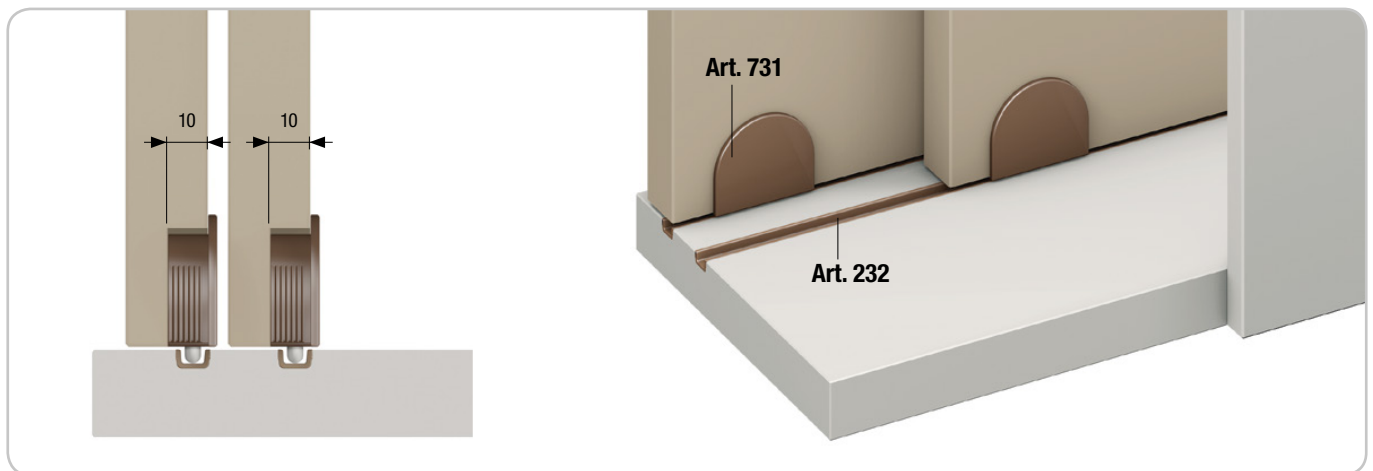
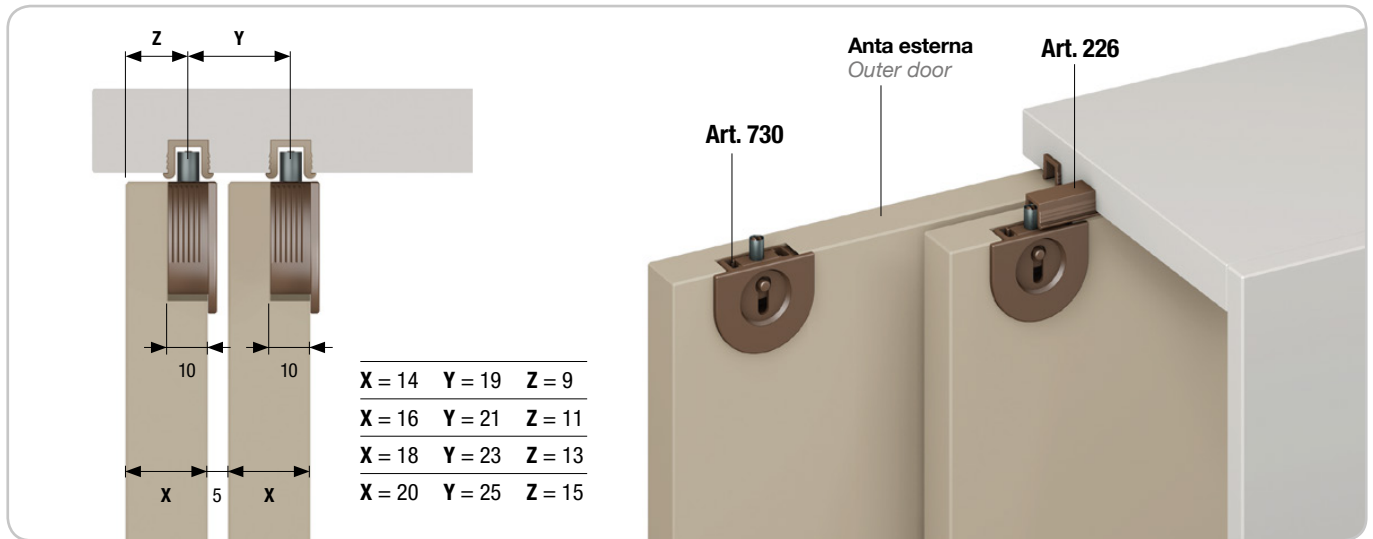
Cerniera invisibile mm 116,5 x 25,8 in acciaio e zama.  
Finiture ottonato, nichelato, bronzato.  
Invisible hinge mm 116,5 x 25,8 made of steel and zinc alloy.  
Finishes brass, nickel, bronze plated.



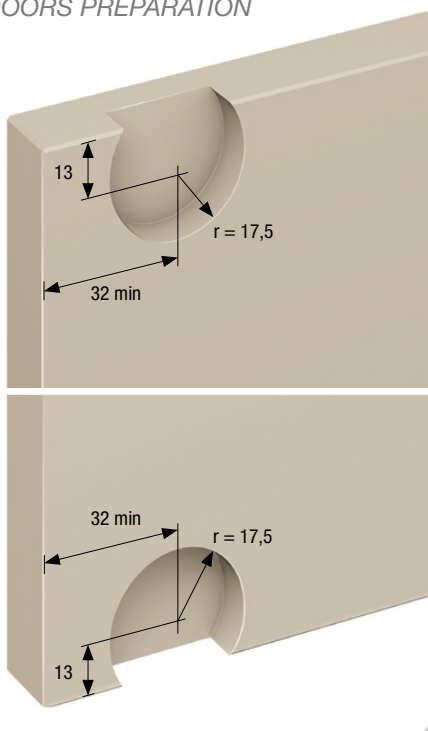
# ARTICOLI VARI / MISCELLANEOUS

In questa sezione sono compresi accessori e minuterie varie utilizzabili per porte e finestre scorrevoli, per ante scorrevoli di mobili e per vetrine.

In this section there are several accessories and fittings usable for sliding doors and windows, for furniture and for showcases.



**PREPARAZIONE ANTE**  
DOORS PREPARATION



**Art. 730.200.00**

Bottone guida superiore bianco.  
White upper guide button.



**Art. 730.300.00**

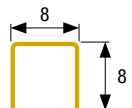
Bottone guida superiore marrone.  
Brown upper guide button.

**Art. 731.200.00**

Bottone inferiore scorrevole bianco.  
White lower sliding button.

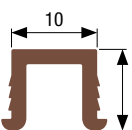
**Art. 731.300.00**

Bottone inferiore scorrevole marrone.  
Brown lower sliding button.



**Art. 225.720.00**

Canalino sup. acciaio ottonato m 2.  
Upper brass plated steel channel m 2.

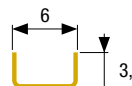


**Art. 226.200.00**

Canale guida sup. in pvc bianco m 3.  
Upper white pvc guide channel m 3.

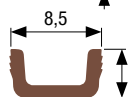
**Art. 226.300.00**

Canale guida sup. in pvc marrone m 3.  
Upper brown pvc guide channel m 3.



**Art. 230.720.00**

Canalino inf. acciaio ottonato m 2.  
Lower brass plated steel channel m 2.




**Art. 232.200.00**

Canale guida inf. in pvc bianco m 3.  
Lower white pvc guide channel m 3.

**Art. 232.300.00**

Canale guida inf. in pvc marrone m 3.  
Lower brown pvc guide channel m 3.



**ACCESSORI PER SERRAMENTI** / ACCESSORIES FOR DOORS AND WINDOWS

Carrello in acciaio per serramenti con ruota  $\varnothing$  mm 24 a completa corona di sfere.  
Steel roller for windows with  $\varnothing$  mm 24 ball bearing wheel.



**Art. 103.000.00**

Ruota piana in acciaio.  
Plain steel wheel.



**Art. 1332.000.00**

Ruota piana in delrin.  
Plain delrin wheel.



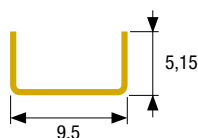
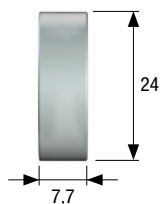
**Art. 101.000.00**

Ruota piana in acciaio-nylon.  
Plain steel wheel covered in nylon.



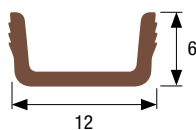
**Art. 100.000.00**

Ruota piana in nylon.  
Plain nylon wheel.



**Art. 211.720.00**

Canale guida in acciaio ottonato m 2.  
Brass plated steel guide channel m 2.

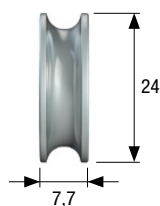


**Art. 212.200.00**

Canale guida in pvc bianco m 3.  
White pvc guide channel m 3.

**Art. 212.300.00**

Canale guida in pvc marrone m 3.  
Brown pvc guide channel m 3.



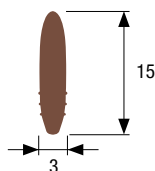
**Art. 102.000.00**

Ruota scanalata in acciaio.  
Steel wheel with groove.



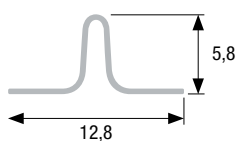
**Art. 1255.000.00**

Ruota scanalata in delrin.  
Delrin wheel with groove.



**Art. 198.300.00**

Profilo guida in pvc marrone m 2.  
Brown guide pvc profile m 2.




**Art. 221.820.00**

Profilo guida in acciaio zincato m 2.  
Galvanized steel guide profile m 2.

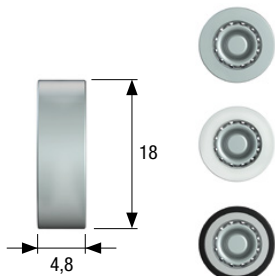
**Art. 221.830.00**

Profilo guida in acciaio zincato m 3.  
Galvanized steel guide profile m 3.

ACCESSORI PER SERRAMENTI / ACCESSORIES FOR DOORS AND WINDOWS



Carrello in acciaio per serramenti con ruota  $\varnothing$  mm 18 a completa corona di sfere.  
Steel roller for windows with  $\varnothing$  mm 18 ball bearing wheel.



**Art. 105.000.00**

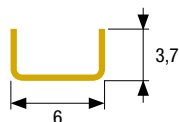
Ruota piana in acciaio.  
Plain steel wheel.

**Art. 1333.000.00**

Ruota piana in delrin.  
Plain delrin wheel.

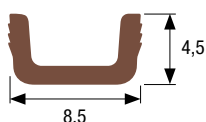
**Art. 104.000.00**

Ruota piana in acciaio-nylon.  
Plain steel wheel covered in nylon.



**Art. 230.720.00**

Canale guida in acciaio ottonato m 2.  
Brass plated steel guide channel m 2.

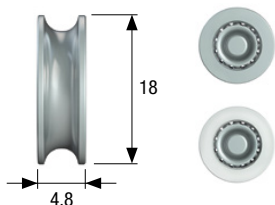


**Art. 232.200.00**

Canale guida in pvc bianco m 3.  
White pvc guide channel m 3.

**Art. 232.300.00**

Canale guida in pvc marrone m 3.  
Brown pvc guide channel m 3.

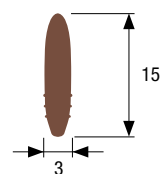


**Art. 118.000.00**

Ruota scanalata in acciaio.  
Steel wheel with groove.

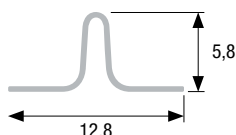
**Art. 1110.000.00**

Ruota scanalata in delrin.  
Delrin wheel with groove.



**Art. 198.300.00**

Profilo guida in pvc marrone m 2.  
Brown guide pvc profile m 2.



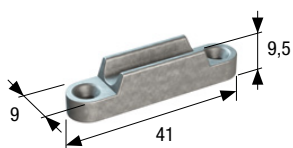
**Art. 221.820.00**

Profilo guida in acciaio zincato m 2.  
Galvanized steel guide profile m 2.

**Art. 221.830.00**

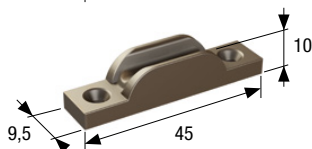
Profilo guida in acciaio zincato m 3.  
Galvanized steel guide profile m 3.

**ACCESSORI PER ANTE SCORREVOLI / ACCESSORIES FOR SLIDING DOORS**




**Art. 112.400.00**

Pattino a strisciamento in nylon.  
Nylon runner.



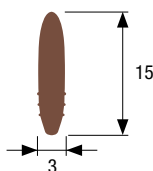
**Art. 112.300.00**

Pattino a strisciamento in bakelite marrone.  
Brown bakelite runner.



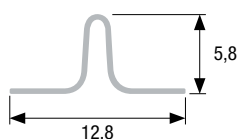
**Art. 113.000.00**

Carrello in acciaio con ruota  $\varnothing$  mm 20 in acciaio a completa corona di sfere.  
Steel roller with  $\varnothing$  mm 20 ball bearing steel wheel.



**Art. 198.300.00**

Profilo guida in pvc marrone m 2.  
Brown guide pvc profile m 2.

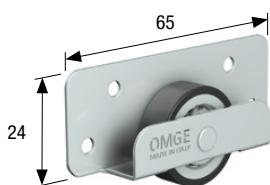


**Art. 221.820.00**

Profilo guida in acciaio zincato m 2.  
Galvanized steel guide profile m 2.

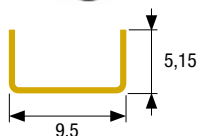
**Art. 221.830.00**

Profilo guida in acciaio zincato m 3.  
Galvanized steel guide profile m 3.



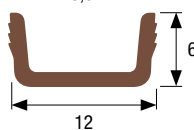
**Art. 106.000.00**

Carrello in acciaio con ruota  $\varnothing$  mm 24 in acciaio-nylon a completa corona di sfere.  
Steel roller with  $\varnothing$  mm 24 ball bearing steel wheel covered in nylon.



**Art. 211.720.00**

Canale guida in acciaio ottonato m 2.  
Brass plated steel guide channel m 2.

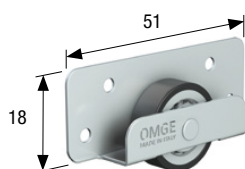


**Art. 212.200.00**

Canale guida in pvc bianco m 3.  
White pvc guide channel m 3.

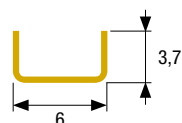
**Art. 212.300.00**

Canale guida in pvc marrone m 3.  
Brown pvc guide channel m 3.



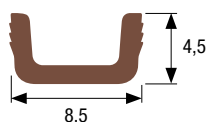
**Art. 108.000.00**

Carrello in acciaio con ruota  $\varnothing$  mm 18 in acciaio-nylon a completa corona di sfere.  
Steel roller with  $\varnothing$  mm 18 ball bearing steel wheel covered in nylon.



**Art. 230.720.00**

Canale guida in acciaio ottonato m 2.  
Brass plated steel guide channel m 2.



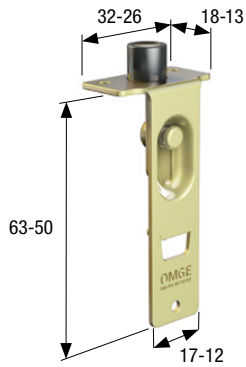
**Art. 232.200.00**

Canale guida in pvc bianco m 3.  
White pvc guide channel m 3.

**Art. 232.300.00**

Canale guida in pvc marrone m 3.  
Brown pvc guide channel m 3.

ACCESSORI ANTE SCORREVOLI / ACCESSORIES FOR SLIDING DOORS



**Art. 316.600.00**

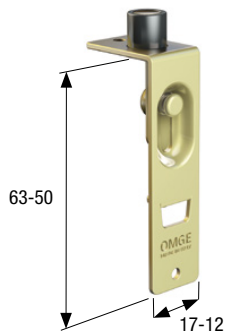
Catenacciolo in acciaio ottonato mm 63x32 con bussola rotante ø mm 10.

Brass plated steel retractable guide mm 63x32 with rotating pivot ø mm 10.

**Art. 310.600.00**

Catenacciolo in acciaio ottonato mm 50x26 con bussola rotante ø mm 6.

Brass plated steel retractable guide mm 50x26 with rotating pivot ø mm 6.



**Art. 320.600.00**

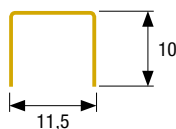
Catenacciolo in acciaio ottonato mm 63x17 con bussola rotante ø mm 10.

Brass plated steel retractable guide mm 63x17 with rotating pivot ø mm 10.

**Art. 314.600.00**

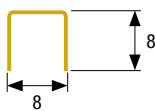
Catenacciolo in acciaio ottonato mm 50x12 con bussola rotante ø mm 6.

Brass plated steel retractable guide mm 50x12 with rotating pivot ø mm 6.



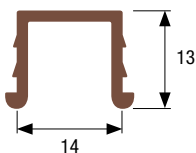
**Art. 207.720.00**

Canale guida in acciaio ottonato m 2.  
Brass plated steel guide channel m 2.



**Art. 225.720.00**

Canale guida in acciaio ottonato m 2.  
Brass plated steel guide channel m 2.

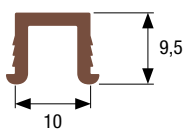


**Art. 208.200.00**

Canale guida in pvc bianco m 3.  
White pvc guide channel m 3.

**Art. 208.300.00**

Canale guida in pvc marrone m 3.  
Brown pvc guide channel m 3.

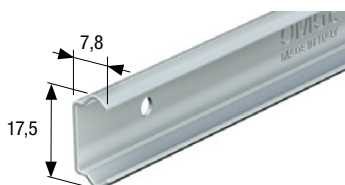


**Art. 226.200.00**

Canale guida in pvc bianco m 3.  
White pvc guide channel m 3.

**Art. 226.300.00**

Canale guida in pvc marrone m 3.  
Brown pvc guide channel m 3.



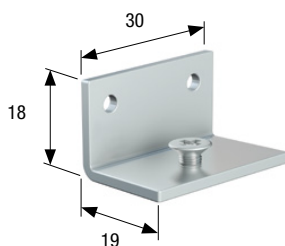
**Art. 119**

**20 kg**  
Portata massima  
Carrying capacity

Profilo in acciaio zincato con fori mm 4.  
Spessore mm 0,8.

Galvanized steel track with holes mm 4.  
Thickness mm 0,8.

Misure standard | Standard lengths m 5 - m 6




**Art. 124**

Staffa in acciaio per applicazione a soffitto del binario art. 119.

Ceiling fixing steel bracket for track art. 119.



ACCESSORI PER VETRINE / ACCESSORIES FOR SHOWCASES



**Art. 463.800.00**

Carrello in acciaio con ruota in acciaio  $\varnothing$  mm 11 a completa corona di sfere. Piastrina in ottone.  
Steel roller with  $\varnothing$  mm 11 steel ball bearing wheel.  
Brass plate.

**Art. 464.500.00**

Carrello in acciaio con ruota in acciaio  $\varnothing$  mm 11 a completa corona di sfere. Piastrina nichelata.  
Steel roller with  $\varnothing$  mm 11 steel ball bearing wheel.  
Nichel plated brass plate.

**Art. 465.800.00**

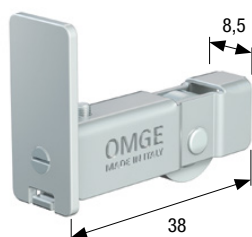
Carrello in acciaio con ruota in nylon  $\varnothing$  mm 11. Piastrina in ottone.  
Steel roller with  $\varnothing$  mm 11 nylon wheel.  
Brass plate.

**Art. 466.500.00**

Carrello in acciaio con ruota in nylon  $\varnothing$  mm 11. Piastrina nichelata.  
Steel roller with  $\varnothing$  mm 11 nylon wheel.  
Nichel plated brass plate.

**Art. 1172.500.00**

Carrello in acciaio con ruota scanalata in delrin  $\varnothing$  mm 11 a completa corona di sfere. Piastrina nichelata.  
Steel roller with  $\varnothing$  mm 11 delrin ball bearing wheel with groove. Nichel plated brass plate.



**Art. 431.800.00**

Carrello in acciaio con ruota in acciaio  $\varnothing$  mm 13 a completa corona di sfere. Piastrina in ottone.  
Steel roller with  $\varnothing$  mm 13 steel ball bearing wheel.  
Brass plate.

**Art. 432.500.00**

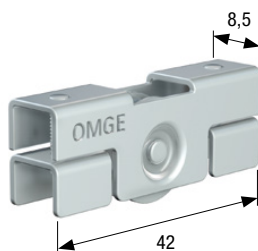
Carrello in acciaio con ruota in acciaio  $\varnothing$  mm 13 a completa corona di sfere. Piastrina nichelata.  
Steel roller with  $\varnothing$  mm 13 steel ball bearing wheel.  
Nichel plated brass plate.

**Art. 1178.500.00**

Carrello in acciaio con ruota in delrin  $\varnothing$  mm 13 a completa corona di sfere. Piastrina nichelata.  
Steel roller with  $\varnothing$  mm 13 delrin ball bearing wheel.  
Nichel plated brass plate.

**Art. 1188.800.00**

Carrello in acciaio con ruota in delrin  $\varnothing$  mm 13 a completa corona di sfere. Piastrina in ottone.  
Steel roller with  $\varnothing$  mm 13 delrin ball bearing wheel.  
Brass plate.



**Art. 408.000.00**

Carrello in acciaio con ruota scanalata in acciaio  $\varnothing$  mm 16 a completa corona di sfere.  
Steel roller with  $\varnothing$  mm 16 steel ball bearing wheel with groove.

**Art. 1180.000.00**

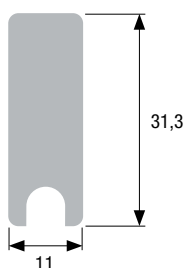
Carrello in acciaio con ruota scanalata in delrin  $\varnothing$  mm 16 a completa corona di sfere.  
Steel roller with  $\varnothing$  mm 16 delrin ball bearing wheel with groove.

**Art. 428.500.00**


Testata in ottone nichelato per art. 408, 1180.  
Nichel plated front plate for art. 408, 1180.

**Art. 429.800.00**

Testata in ottone per art. 408, 1180.  
Brass front plate for art. 408, 1180.



ACCESSORI PER VETRINE / ACCESSORIES FOR SHOWCASES

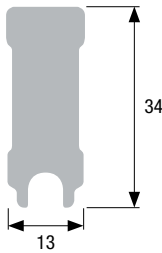


**Art. 409.000.00**

Carrello in acciaio con ruota scanalata in acciaio  $\varnothing$  mm 16 a completa corona di sfere.  
Steel roller with  $\varnothing$  mm 16 steel ball bearing wheel with groove.

**Art. 1181.000.00**

Carrello in acciaio con ruota scanalata in delrin  $\varnothing$  mm 16 a completa corona di sfere.  
Steel roller with  $\varnothing$  mm 16 delrin ball bearing wheel with groove.




**Art. 482.500.00**

Testata in ottone nichelato per art. 409, 1181.  
Nichel plated front plate for art. 409, 1181.

**Art. 483.800.00**

Testata in ottone per art. 409, 1181.  
Brass front plate for art. 409, 1181.



**Art. 514.000.00**

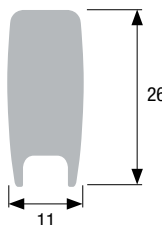
Carrello in acciaio con ruota in acciaio  $\varnothing$  mm 11 a completa corona di sfere.  
Steel roller with  $\varnothing$  mm 11 steel ball bearing wheel.

**Art. 515.000.00**

Carrello in acciaio con ruota in nylon  $\varnothing$  mm 11.  
Steel roller with  $\varnothing$  mm 11 nylon wheel.

**Art. 1082.000.00**

Carrello in acciaio con ruota scanalata in delrin  $\varnothing$  mm 11 a completa corona di sfere.  
Steel roller with  $\varnothing$  mm 11 delrin ball bearing wheel with groove.

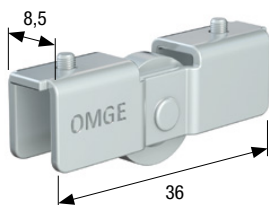


**Art. 516.800.00**

Testata in ottone per art. 514, 515, 1082.  
Brass front plate for art. 514, 515, 1082.

**Art. 517.500.00**

Testata in ottone nichelato per art. 514, 515, 1082.  
Nichel plated front plate for art. 514, 515, 1082.

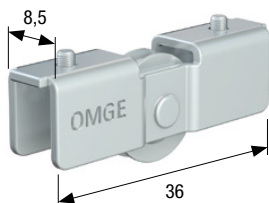


**Art. 518.000.00**

Carrello in acciaio con ruota in acciaio  $\varnothing$  mm 13 a completa corona di sfere.  
Steel roller with  $\varnothing$  mm 13 steel ball bearing wheel.

**Art. 1179.000.00**

Carrello in acciaio con ruota in delrin  $\varnothing$  mm 13.  
Steel roller with  $\varnothing$  mm 13 delrin ball bearing wheel.

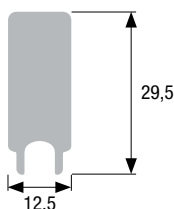


**Art. 1125.000.00**

Carrello in acciaio con ruota scanalata in acciaio  $\varnothing$  mm 13 a completa corona di sfere.  
Steel roller with  $\varnothing$  mm 13 steel ball bearing wheel with groove.

**Art. 1183.000.00**

Carrello in acciaio con ruota scanalata in delrin  $\varnothing$  mm 13 a completa corona di sfere.  
Steel roller with  $\varnothing$  mm 13 delrin ball bearing wheel with groove.



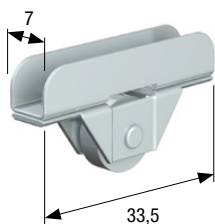
**Art. 519.800.00**

Testata in ottone per art. 518, 1125, 1179, 1183.  
Brass front plate for art. 518, 1125, 1179, 1183.

**Art. 520.500.00**

Testata in ottone nichelato per art. 518, 1125, 1179, 1183.  
Nichel plated front plate for art. 518, 1125, 1179, 1183.

ACCESSORI PER VETRINE / ACCESSORIES FOR SHOWCASES



**Art. 451.800.00**

Carrello in acciaio con guaina in ottone e ruota in acciaio  $\varnothing$  mm 11 a completa corona di sfere.  
Steel roller with brass case and  $\varnothing$  mm 11 steel ball bearing wheel.

**Art. 452.500.00**

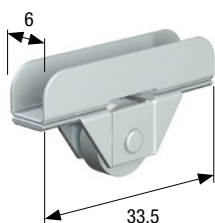
Carrello in acciaio con guaina nichelata e ruota in acciaio  $\varnothing$  mm 11 a completa corona di sfere.  
Steel roller with nichel plated brass case and  $\varnothing$  mm 11 steel ball bearing wheel.

**Art. 453.800.00**

Carrello in acciaio con guaina in ottone e ruota in nylon  $\varnothing$  mm 11.  
Steel roller with brass case and  $\varnothing$  mm 11 nylon wheel.

**Art. 454.500.00**

Carrello in acciaio con guaina nichelata e ruota in nylon  $\varnothing$  mm 11.  
Steel roller with nichel plated brass case and  $\varnothing$  mm 11 nylon wheel.

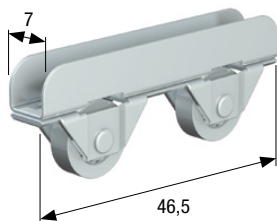


**Art. 455.800.00**

Carrello in acciaio con guaina in ottone e ruota in acciaio  $\varnothing$  mm 11 a completa corona di sfere.  
Steel roller with brass case and  $\varnothing$  mm 11 steel ball bearing wheel.

**Art. 456.500.00**

Carrello in acciaio con guaina nichelata e ruota in acciaio  $\varnothing$  mm 11 a completa corona di sfere.  
Steel roller with nichel plated brass case and  $\varnothing$  mm 11 steel ball bearing wheel.



**Art. 459.800.00**

Carrello in acciaio con guaina in ottone e ruote in acciaio  $\varnothing$  mm 11 a completa corona di sfere.  
Steel roller with brass case and  $\varnothing$  mm 11 steel ball bearing wheels.

**Art. 460.500.00**

Carrello in acciaio con guaina nichelata e ruote in acciaio  $\varnothing$  mm 11 a completa corona di sfere.  
Steel roller with nichel plated brass case and  $\varnothing$  mm 11 steel ball bearing wheels.

**Art. 461.800.00**

Carrello in acciaio con guaina in ottone e ruote in nylon  $\varnothing$  mm 11.  
Steel roller with brass case and  $\varnothing$  mm 11 nylon wheels.

**Art. 462.500.00**

Carrello in acciaio con guaina nichelata e ruote in nylon  $\varnothing$  mm 11.  
Steel roller with nichel plated brass case and  $\varnothing$  mm 11 nylon wheels.



**Art. 2041.100.00**

Profilo porta spazzolino completo di spazzolino mm 4,8x11.  
Brush holder profile with brush mm 4,8x11.



**Art. 2045.100.00**

Spazzolino mm 6,7x9.  
Brush mm 6,7x9.

## CONTATTI

**Officina Meccanica  
Gino Eustacchioni Spa**

Via Nazionale, 1  
22070 Vertemate (CO) Italia  
tel. +39 031 88891  
fax +39 031 901057

Sito ufficiale  
[www.omgespa.it](http://www.omgespa.it)

eMail  
[info@omgespa.it](mailto:info@omgespa.it)

Servizio clienti  
[customerservice@omgespa.it](mailto:customerservice@omgespa.it)

## CONTACTS

**Officina Meccanica  
Gino Eustacchioni Spa**

Via Nazionale, 1  
22070 Vertemate (CO) Italia  
tel. +39 031 88891  
fax +39 031 901057

Official website  
[www.omgespa.it](http://www.omgespa.it)

eMail  
[info@omgespa.it](mailto:info@omgespa.it)

Customer service  
[customerservice@omgespa.it](mailto:customerservice@omgespa.it)



## CREDITI

Coordinamento editoriale  
**Giorgio Citterio**

Graphic design  
& rendering 3D  
**bluworks.it**

## CREDITS


Editorial coordination  
**Giorgio Citterio**

Graphic design  
& 3D renderings  
**bluworks.it**



Edizione 1/2018  
Edition 1/2018





**Officina Meccanica Gino Eustacchioni Spa**

Via Nazionale, 1 - 22070 Vertemate (CO) Italy

tel. +39 031 88891 | fax +39 031 901057

[www.omgespa.it](http://www.omgespa.it) | [info@omgespa.it](mailto:info@omgespa.it)